



Global Hearing Aid Battery Market: Analysis By Battery Type, By Region, By Country: Trends, Opportunities, Restraints (2018 Edition) – Forecast to 2022

- By Value (In Million USD)
- By Volume (In Million Units)
- By Type - Zinc-Air, Silver Zinc Rechargeable, Lithium-ion Rechargeable
- By Region- N. America, S. America, Europe, MEA and APAC
- By Country – United States, Canada, Brazil, Mexico, United Kingdom, Germany, Saudi Arabia, South Africa, China and India



Global Hearing Aid Battery Market: Analysis By Battery Type, By Region, By Country: Trends, Opportunities, Restraints (2018 Edition) – Forecast to 2022

<input type="checkbox"/> Scope of the Study	<input type="checkbox"/> Global Coverage <input type="checkbox"/> Regional Coverage <input type="checkbox"/> Country Coverage	<input type="checkbox"/> Segment Coverage <input type="checkbox"/> By Volume <input type="checkbox"/> By Type	<input type="checkbox"/> Start Date: 22/01/2018 <input type="checkbox"/> End Date:
---	---	---	---

Global Coverage	Regional Coverage	Country Coverage	Company Coverage
<input type="checkbox"/> Global Hearing Aid Device Battery Market – By Value (in USD Million) (2012-2022) <input type="checkbox"/> Global Hearing Aid Device Battery Market – By Volume (in Million) (2012-2022) <input type="checkbox"/> Breakdown: By Type (Zinc-Air, Silver Zinc Rechargeable, Lithium-ion Rechargeable) (2012-2022)	<input type="checkbox"/> North America <input type="checkbox"/> South America <input type="checkbox"/> Europe <input type="checkbox"/> Asia Pacific <input type="checkbox"/> MEA <input type="checkbox"/> Hearing Aid Device Battery Market – By Value (in USD Million) (2012-2022) <input type="checkbox"/> Hearing Aid Device Battery Market – By Volume (in Million) (2012-2022)	<input type="checkbox"/> U.S., Canada <input type="checkbox"/> Brazil, Mexico <input type="checkbox"/> Germany, U.K. <input type="checkbox"/> China, India, <input type="checkbox"/> South Africa, Saudi Arabia <input type="checkbox"/> Hearing Aid Device Battery Market – By Value (in USD Million) (2012-2022) <input type="checkbox"/> Hearing Aid Device Battery Market – By Volume (in Million) (2012-2022)	<input type="checkbox"/> Rayovac <input type="checkbox"/> Varta AG <input type="checkbox"/> Zpower <input type="checkbox"/> Enegizer Holdings <input type="checkbox"/> Renata <input type="checkbox"/> Duracell <input type="checkbox"/> Siemens <input type="checkbox"/> ZeniPower <input type="checkbox"/> iCellTech <input type="checkbox"/> Product Benchmarking <input type="checkbox"/> Business Overview <input type="checkbox"/> Product Launches <input type="checkbox"/> Company Shares

Table of Content

S.No	Particulars	Page No.
1.	Research Methodology	14
2.	Executive Summary	15
3.	Strategic Recommendation	16
3.1	Expand into Retail Segment	17
3.2	APAC Region Expecting Tremendous Growth	17
4.	Product Overview	18
5.	Global Hearing Aid Battery Market: Growth and Forecast	26
5.1	Global Hearing Aid Battery Market, By Value (2012-2022) (USD Million)	27
5.2	Global Hearing Aid Battery Market, By Volume (2012-2022) (In Million Units)	29
6.	Global Hearing Aid Battery Market: Analysis By Type	30
6.1	Global Hearing Aid Battery Market Share, By Type, 2016 (%)	31
6.2	Global Hearing Aid Battery Market Share, By Type, 2022 (%)	32
7.	Global Hearing Aid Battery Market: Company Market Share	33
8.	Global Hearing Aid Battery Market: Regional Market Share	35
8.1	Global Hearing Aid Battery Market Share, By Region, 2016 (%)	36
8.2	Global Hearing Aid Battery Market Share, By Region, 2022 (%)	37
9.	North America Hearing Aid Battery Market: Growth and Forecast	38

Table of Content

S.No	Particulars	Page No.
9.1	North America Hearing Aid Battery Market, By Value (2012-2022) (USD Million)	39
9.2	North America Hearing Aid Battery Market, By Volume (2012-2022) (In Million Units)	40
10.	US Hearing Aid Battery Market: Growth and Forecast	44
10.1	US Hearing Aid Battery Market, By Value (2012-2022) (USD Million)	45
10.2	US Hearing Aid Battery Market, By Volume (2012-2022) (In Million Units)	47
11.	Canada Hearing Aid Battery Market: Growth and Forecast	48
11.1	Canada Hearing Aid Battery Market, By Value (2012-2022) (USD Million)	49
11.2	Canada Hearing Aid Battery Market, By Volume (2012-2022) (In Million Units)	51
12.	South America Hearing Aid Battery Market: Growth and Forecast	52
12.1	South America Hearing Aid Battery Market, By Value (2012-2022) (USD Million)	53
12.2	South America Hearing Aid Battery Market, By Volume (2012-2022) (In Million Units)	54
13.	Brazil Hearing Aid Battery Market: Growth and Forecast	58
13.1	Brazil Hearing Aid Battery Market, By Value (2012-2022) (USD Million)	59
13.2	Brazil Hearing Aid Battery Market, By Volume (2012-2022) (In Million Units)	61
14.	Mexico Hearing Aid Battery Market: Growth and Forecast	62

Table of Content

S.No	Particulars	Page No.
14.1	Mexico Hearing Aid Battery Market, By Value (2012-2022) (USD Million)	63
14.2	Mexico Hearing Aid Battery Market, By Volume (2012-2022) (In Million Units)	65
15.	Rest Of South America Hearing Aid Battery Market: Growth and Forecast	66
15.1	Rest Of South America Hearing Aid Battery Market, By Value (2012-2022) (USD Million)	67
15.2	Rest Of South America Hearing Aid Battery Market, By Volume (2012-2022) (In Million Units)	69
16.	Europe Hearing Aid Battery Market: Growth and Forecast	70
16.1	Europe Hearing Aid Battery Market, By Value (2012-2022) (USD Million)	71
16.2	Europe Hearing Aid Battery Market, By Volume (2012-2022) (In Million Units)	72
17.	Germany Hearing Aid Battery Market: Growth and Forecast	76
17.1	Germany Hearing Aid Battery Market, By Value (2012-2022) (USD Million)	77
17.2	Germany Hearing Aid Battery Market, By Volume (2012-2022) (In Million Units)	79
18.	UK Hearing Aid Battery Market: Growth and Forecast	80
18.1	UK Hearing Aid Battery Market, By Value (2012-2022) (USD Million)	81
18.2	UK Hearing Aid Battery Market, By Volume (2012-2022) (In Million Units)	83
19.	Rest Of Europe Hearing Aid Battery Market: Growth and Forecast	84

Table of Content

S.No	Particulars	Page No.
19.1	Rest Of Europe Hearing Aid Battery Market, By Value (2012-2022) (USD Million)	85
19.2	Rest Of Europe Hearing Aid Battery Market, By Volume (2012-2022) (In Million Units)	87
20.	Asia - Pacific Hearing Aid Battery Market: Growth and Forecast	88
20.1	Asia - Pacific Hearing Aid Battery Market, By Value (2012-2022) (USD Million)	89
20.2	Asia - Pacific Hearing Aid Battery Market, By Volume (2012-2022) (In Million Units)	90
21.	China Hearing Aid Battery Market: Growth and Forecast	94
21.1	China Hearing Aid Battery Market, By Value (2012-2022) (USD Million)	95
21.2	China Hearing Aid Battery Market, By Volume (2012-2022) (In Million Units)	97
22.	India Hearing Aid Battery Market: Growth and Forecast	98
22.1	India Hearing Aid Battery Market, By Value (2012-2022) (USD Million)	99
22.2	India Hearing Aid Battery Market, By Volume (2012-2022) (In Million Units)	101
23.	Rest Of APAC Hearing Aid Battery Market: Growth and Forecast	102
23.1	Rest Of APAC Hearing Aid Battery Market, By Value (2012-2022) (USD Million)	103
23.2	Rest Of APAC Hearing Aid Battery Market, By Volume (2012-2022) (In Million Units)	105
24.	MEA Hearing Aid Battery Market: Growth and Forecast	106

Table of Content

S.No	Particulars	Page No.
24.1	MEA Hearing Aid Battery Market, By Value (2012-2022) (USD Million)	107
24.2	MEA Hearing Aid Battery Market, By Volume (2012-2022) (In Million Units)	108
25.	Saudi Arabia Hearing Aid Battery Market: Growth and Forecast	112
25.1	Saudi Arabia Hearing Aid Battery Market, By Value (2012-2022) (USD Million)	113
25.2	Saudi Arabia Hearing Aid Battery Market, By Volume (2012-2022) (In Million Units)	115
26.	South Africa Hearing Aid Battery Market: Growth and Forecast	116
26.1	South Africa Hearing Aid Battery Market, By Value (2012-2022) (USD Million)	117
26.2	South Africa Hearing Aid Battery Market, By Volume (2012-2022) (In Million Units)	119
27.	Rest Of MEA Hearing Aid Battery Market: Growth and Forecast	120
27.1	Rest Of MEA Hearing Aid Battery Market, By Value (2012-2022) (USD Million)	121
27.2	Rest Of MEA Hearing Aid Battery Market, By Volume (2012-2022) (In Million Units)	123
28.	Global Hearing Aid Battery Market Dynamics	124
28.1	Global Hearing Aid Battery Market Trends	125
28.2	Global Hearing Aid Battery Market Drivers	129
28.3	Global Hearing Aid Battery Market Challenges	133

Table of Content

S. No	Particulars	Page No.
29.	SWOT Analysis: Global Hearing Aid Battery Market	136
30.	Porter's Five Forces Analysis : Global Hearing Aid Battery Market	137
31.	Company Profiling	139
31.1	Rayovac	140
31.2	Varta AG	141
31.3	Zpower	143
31.4	Energizer Holdings	144
31.5	Renata	146
31.6	Duracell	147
31.7	Siemens	148
31.8	ZeniPower	151
31.9	iCellTech	152
32.	About Us	153

List of Figures

Figure No.	Figure Title	Page No.
Figure 1:	Global Hearing Aid Battery Market Size, By Value, 2012-2022 (USD Million)	27
Figure 2:	Global population aging 65 years and above (in percentage)	28
Figure 3:	Global Hearing Aid Battery Market Size, By Volume, 2012-2022 (Million Units)	29
Figure 4:	Global Hearing Aid Battery Market Share, By Type, 2016	31
Figure 5:	Global Hearing Aid Battery Market Share, By Type, 2022	32
Figure 6:	Global Hearing Aid Battery Market Share, By Company, 2016	34
Figure 7:	Global Hearing Aid Battery Market Share, By Region, 2016	36
Figure 8:	Global Hearing Aid Battery Market Share, By Region, 2016	37
Figure 9:	North America Hearing Aid Battery Market Size, By Value, 2012-2022 (USD Million)	39
Figure 10:	North America Hearing Aid Battery Market Size, By Value, 2012-2022 (USD Million)	40
Figure 11:	North America Hearing Aid Battery Market Share, By Country, 2016	42
Figure 12:	North America Hearing Aid Battery Market Share, By Country, 2022	43
Figure 13:	US Hearing Aid Battery Market Size, By Value, 2012-2022 (USD Million)	45
Figure 14:	US Per Capita Health Expenditure, 2008-2014 (USD)	46
Figure 15:	US Hearing Aid Battery Market Size, By Volume, 2012-2022 (Million Units)	47
Figure 16:	Canada Hearing Aid Battery Market Size, By Value, 2012-2022 (USD Million)	49
Figure 17:	Canada Population Above 65 years of Age, 2012-2016 (In Percentage)	50
Figure 18:	Canada Hearing Aid Battery Market Size, By Volume, 2012-2022 (Million Units)	51
Figure 19:	South America Hearing Aid Battery Market Size, By Value, 2012-2022 (USD Million)	53

List of Figures

Figure No.	Figure Title	Page No.
Figure 20:	South America Hearing Aid Battery Market Size, By Volume, 2012-2022 (Million Units)	54
Figure 21:	South America Hearing Aid Battery Market Share, By Country, 2016	56
Figure 22:	South America Hearing Aid Battery Market Share, By Country, 2022	57
Figure 23:	Brazil Hearing Aid Battery Market Size, By Value, 2012-2022 (USD Million)	59
Figure 24:	Brazil Hearing Aid Battery Market Size, By Value, 2008-2014 (USD)	60
Figure 25:	Brazil Hearing Aid Battery Market Size, By Volume, 2012-2022 (Million Units)	61
Figure 26:	Mexico Hearing Aid Battery Market Size, By Value, 2012-2022 (USD Million)	63
Figure 27:	Mexico urban Population, 2012-2016 (Percent of Total)	64
Figure 28:	Mexico Hearing Aid Battery Market Size, By Volume, 2012-2022 (Million Units)	65
Figure 29:	Rest of South America Hearing Aid Battery Market Size, By Value, 2012-2022 (USD Million)	67
Figure 30:	Per Capita Expenditure On Healthcare, 2008-2014 (USD)	68
Figure 31:	Rest of South America Hearing Aid Battery Market Size, By Volume, 2012-2022 (Million Units)	69
Figure 32:	Europe Hearing Aid Battery Market Size, By Value, 2012-2022 (USD Million)	71
Figure 33:	Europe Hearing Aid Battery Market Size, By Volume, 2012-2022 (Million Units)	72
Figure 34:	Europe Hearing Aid Battery Market Share, By Country, 2016	74
Figure 35:	Europe Hearing Aid Battery Market Share, By Country, 2022	75
Figure 36:	Germany Hearing Aid Battery Market Size, By Value, 2012-2022 (USD Million)	77
Figure 37:	Germany Population Aged Above 65 Years, 2012-2016 (Percentage of Total)	78
Figure 38:	Germany Per Capita Expenditure On Healthcare, 2008-2014 (USD)	78
Figure 39:	Germany Hearing Aid Battery Market Size, By Volume, 2012-2022 (Million Units)	79

List of Figures

Figure No.	Figure Title	Page No.
Figure 40:	UK Hearing Aid Battery Market Size, By Value, 2012-2022 (USD Million)	81
Figure 41:	UK Population Aged Above 65 Years, 2012-2016 (Percentage of Total)	82
Figure 42:	UK Hearing Aid Battery Market Size, By Volume, 2012-2022 (Million Units)	83
Figure 43:	Rest Of Europe Hearing Aid Battery Market Size, By Value, 2012-2022 (USD Million)	85
Figure 44:	Per Capita Expenditure On Healthcare, 2008-2014 (USD)	86
Figure 45:	Population Aged Above 65 Years, 2012-2016 (Percentage of Total)	86
Figure 46:	Rest Of Europe Hearing Aid Battery Market Size, By Volume, 2012-2022 (Million Units)	87
Figure 47:	APAC Hearing Aid Battery Market Size, By Value, 2012-2022 (USD Million)	89
Figure 48:	APAC Hearing Aid Battery Market Size, By Volume, 2012-2022 (Million Units)	90
Figure 49:	Asia-Pacific Hearing Aid Battery Market Share, By Country, 2016	92
Figure 50:	Asia-Pacific Hearing Aid Battery Market Share, By Country, 2022	93
Figure 51:	China Hearing Aid Battery Market Size, By Value, 2012-2022 (USD Million)	95
Figure 52:	China Population Aged Above 65 Years, 2012-2016 (Percentage of Total)	96
Figure 53:	China Hearing Aid Battery Market Size, By Volume, 2012-2022 (Million Units)	97
Figure 54:	India Hearing Aid Battery Market Size, By Value, 2012-2022 (USD Million)	99
Figure 55:	India GDP Per Capita, 2008-2016 (USD)	100
Figure 56:	India Per Capita Healthcare Expenditure, 2008-2014 (USD)	100
Figure 57:	India Hearing Aid Battery Market Size, By Volume, 2012-2022 (Million Units)	101
Figure 58:	Rest of APAC Hearing Aid Battery Market Size, By Value, 2012-2022 (USD Million)	103

List of Figures

Figure No.	Figure Title	Page No.
Figure 59:	Per Capita Expenditure On Healthcare, 2008-2014 (USD)	104
Figure 60:	Population Aged Above 65 Years, 2012-2016 (Percentage of Total)	104
Figure 61:	Rest of APAC Hearing Aid Battery Market Size, By Volume, 2012-2022 (Million Units)	105
Figure 62:	MEA Hearing Aid Battery Market Size, By Value, 2012-2022 (USD Million)	107
Figure 63:	MEA Hearing Aid Battery Market Size, By Volume, 2012-2022 (Million Units)	108
Figure 64:	MEA Hearing Aid Battery Market Share, By Country, 2016	110
Figure 65:	MEA Hearing Aid Battery Market Share, By Country, 2022	111
Figure 66:	Saudi Arabia Hearing Aid Battery Market Size, By Value, 2012-2022 (USD Thousand)	113
Figure 67:	Saudi Arabia population above, 2012-2016 (Percentage Of Total)	114
Figure 68:	Saudi Arabia Hearing Aid Battery Market Size, By Volume, 2012-2022 (Thousand Units)	115
Figure 69:	South Africa Hearing Aid Battery Market Size, By Value, 2012-2022 (USD Million)	117
Figure 70:	South Africa Urbanization, 2012-2016 (In Percentage)	118
Figure 71:	South Africa population above, 2012-2016 (Percentage Of Total)	118
Figure 72:	South Africa Hearing Aid Battery Market Size, By Volume, 2012-2022 (Million Units)	119
Figure 73:	Rest Of MEA Hearing Aid Battery Market Size, By Value, 2012-2022 (USD Million)	121
Figure 74:	Per Capita Expenditure on Healthcare, 2008-2016 (USD)	122

List of Figures

Figure No.	Figure Title	Page No.
Figure 75:	South Africa population above 65 Years, 2012-2016 (Percentage Of Total)	122
Figure 76:	Rest Of MEA Hearing Aid Battery Market Size, By Volume, 2012-2022 (Million Units)	123
Figure 77:	Projected Global Population Aged 60 Years and Above	132
Figure 78:	Varta AG, Annual Sales Revenue, 2013-2017 (USD Thousands)	142
Figure 79:	Varta AG, Annual Net Income, 2013-2017 (USD Thousands)	142
Figure 80:	Energizer Holdings, Annual Sales Revenue, 2013-2017 (USD Million)	145
Figure 81:	Energizer Holdings, Annual Net Income, 2013-2017 (USD Million)	145
Figure 82:	Siemens AG, Annual Sales Revenue, 2012-2016 (USD Million)	149
Figure 83:	Siemens AG, Annual Net Income/Loss, 2012-2016 (USD Thousands)	149
Figure 84:	Siemens AG, Revenue Share By Region, 2012 (In %)	150
Figure 85:	Siemens AG, Revenue Share By Region, 2016 (In %)	150

Research Methodology

For our study on Global Hearing Aid Battery Market, we have conducted comprehensive secondary research followed by an extensive primary research. In the process of secondary research, we have scrutinized industry documents, accessed from open sources, premium paid databases and our internal knowledge base. In the process of primary research, we have interviewed various industry experts across the value chain of the hearing aid devices and battery industry.

Market size of the actual period (2012-2016) has been evaluated on the basis of growth trends of the industry in the last five years, and confirming the findings through primary research. Annual reports of the companies are scanned to further validate the market size. Market sizing and growth in the forecast period (2017-2022) is estimated through revenue mapping, growth of new advance equipment and technology and historical growth pattern of the product. All the relevant data points/ statistics in the forecast period are validated through relevant and reliable primary sources.

Report Focus: Global Hearing Aid Battery Market.

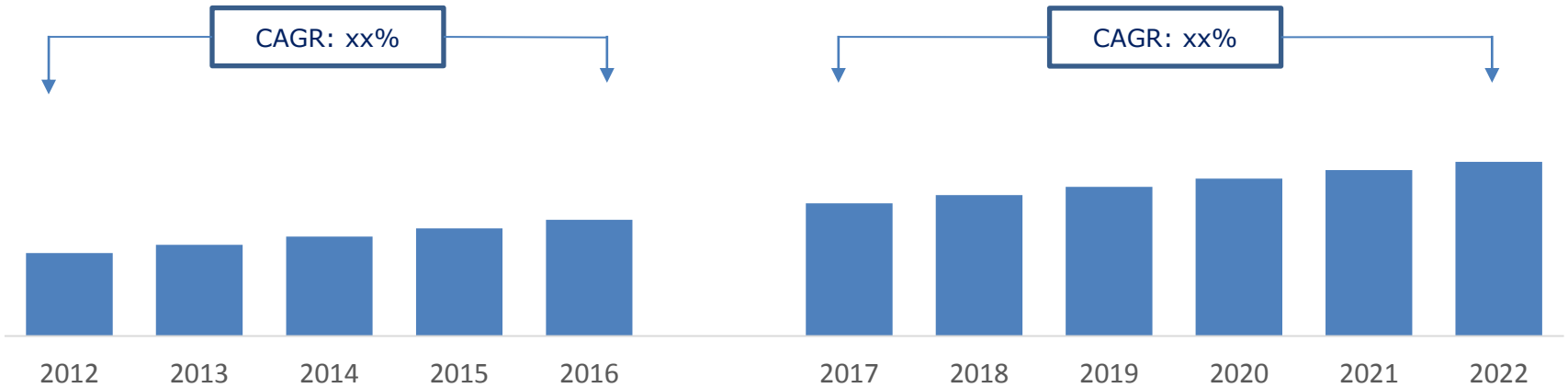
- By Value (In Million USD)
- By Volume (In Million Units)
- By : By Type (Zinc-Air, Silver Zinc Rechargeable, Lithium-ion Rechargeable)
- By Region- North America, South America, Europe, MEA and APAC
- By Country – United States, Canada, Brazil, Mexico, United Kingdom, Germany, Saudi Arabia, South Africa, China and India

Companies Contacted: Energizer Holdings, Varta AG

Global Hearing Aid Battery Market Overview

Rapidly aging population around the world is driving the demand for hearing aids and hence, helping the hearing aid battery market to grow

Figure : Global Hearing Aid Battery Market Size, By Value, 2012-2022 (USD Million)

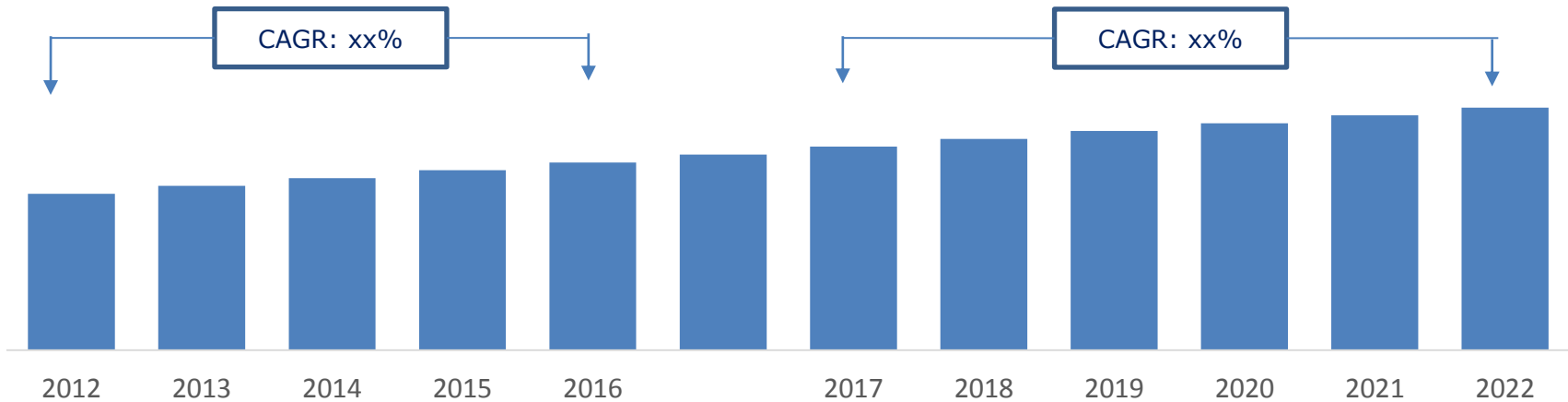


Source: Azoth Analytics Estimates

- A Xxxxx
- A Xxxxx
- A Xxxxx
- A Xxxxx
- A Xxxxxx
- A Xxxxx

Rest Of APAC Hearing Aid Battery Market Overview

Figure : Rest of APAC Hearing Aid Battery Market Size, By Volume, 2012-2022 (Million Units)

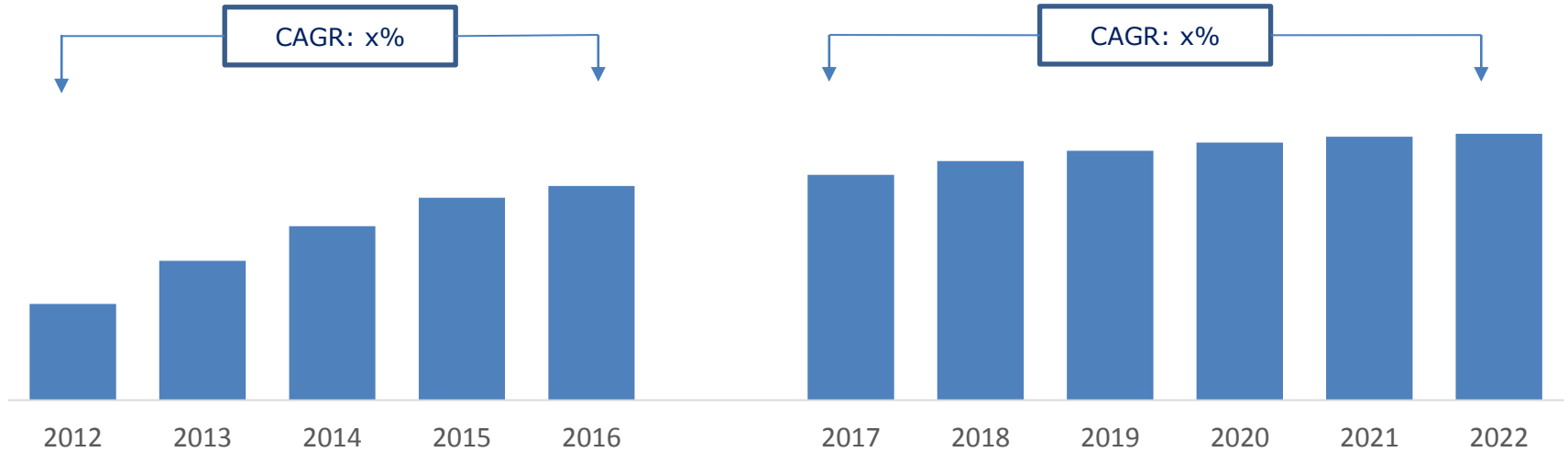


Source: Azoth Analytics Estimates

- A Xxxxx
- A Xxxxx
- A Xxxxx
- A Xxxxx
- A Xxxxx
- A xxxxx

Canada Hearing Aid Battery Market Overview

Figure 16: Canada Hearing Aid Battery Market Size, By Value, 2012-2022 (USD Million)



Source: Azoth Analytics Estimates

A Xx

A Xx

A Xx

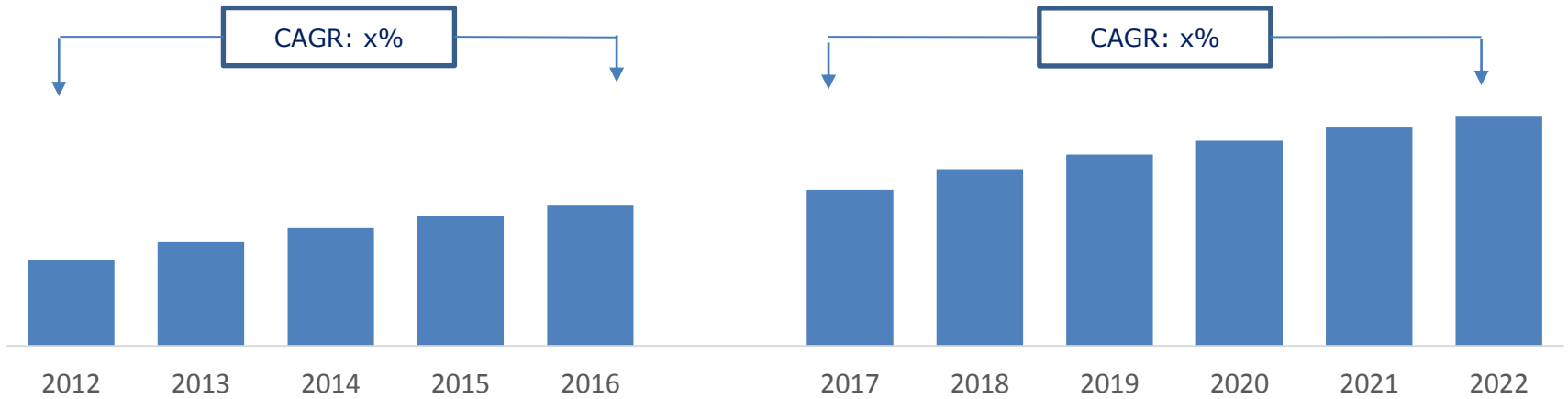
A Xx

A Xx

A Xx

Canada Hearing Aid Battery Market Overview

Figure 18: Canada Hearing Aid Battery Market Size, By Volume, 2012-2022 (Million Units)



Source: Azoth Analytics Estimates

A Xx

A Xx

A Xx

A Xx

A Xx

A Xx

About Azoth Analytics Pvt Ltd.

Azoth Analytics is a business research and analytics firm that creates in-depth research reports and provides customized research solutions and consultancy services. Verticals in which Azoth Analytics specializes include healthcare and pharmaceutical, oil and gas, retail, chemicals, automotive, FMCG, food & beverages and technology. Azoth creates comprehensive and in-depth research reports by recording, interpreting and analyzing information. Strategic market sizing and data dredging techniques include secondary research, and primary research (interviews with management personnel and industry experts).

Related Reports:

Global Hepatitis B Virus [HBV] Treatment Market - Analysis By Type (Therapeutics, Vaccine), By End User (Male, Female) - By Region, By Country: Opportunities and Forecast (2017-2022) -- By Region (N. America, Europe, APAC, ROW), By Country (US, Canada, UK, Germany, France, China, India, Japan)

Migraine Pipeline Drugs Market Assessment: Industry Analysis, Pipeline Review, Clinical Trials, Market Potential – Forecast to 2022

Disclaimer: Azoth Analytics report information is based mainly on interviews and therefore, is subject to fluctuation. Azoth Analytics therefore, takes no responsibility for any incorrect information supplied to us by industry experts, manufacturers or users.. Also, analysis provided in the report are meant for customers' internal use only and not for general publication or disclosure to third parties.