



India Fennel Market: Trends, Opportunities and Forecasts (2012-2022)

- India Fennel Market – Production, Consumption, Exports
- Production By States- Gujarat, Haryana, Rajasthan, Uttar Pradesh and others.
- Market Drivers, Trends, Restraints



Table of Content

S.No	Particulars	Page No.
1.	Research Methodology	5
2.	Executive Summary	6
3.	Indian Fennel Market: An Analysis	7
3.1	Area and Production of Fennel in India, 2012-2016	8
3.2	Indian Fennel Production Historical, 2012-2016	9
3.3	Price of fennel in India (INR)	10
3.4	Gujarat Fennel Production Historical, 2012-2016	12
3.5	Rajasthan Fennel Production Historical, 2012-2016	14
3.6	Haryana Fennel Production Historical, 2012-2016	18
3.7	Uttar Pradesh Production Historical, 2012-2016	20
4.	Indian Fennel Production Historical, By Value, 2012-2016	23
5.	Indian Fennel Production Forecast, By Value, 2017-2022	26


Table of Content

S.No	Particulars	Page No.
6.	Indian Fennel Consumption Historical, 2012-2016 (000' Metric tons)	29
7.	Indian Fennel Consumption Historical, 2012-2016 (INR Million)	30
8.	Indian Fennel Consumption Forecast, 2017-2022 (000' metric tons)	31
9.	Indian Fennel Consumption Forecast, 2017-2022 (INR Million)	32
10.	Market of Leading Export Countries of Indian Fennel (INR Million)	33
11.	Indian Fennel Market Dynamics	35
11.1	Indian Fennel Market Drivers	36
11.2	Indian Fennel Market Challenges	43
11.3	Indian Fennel Market Trends	46
12.	About Us	51


List of Figures

Figure No.	Figure Title	Page No.
Figure 1	Area (in Hectare) and Production (in tons) of Fennel	8
Figure 2	Indian Fennel Production Historical 2012-2016, (000' metric tons)	9
Figure 3	Price of fennel in India (INR)	10
Figure 4	Gujarat Fennel Production Historical 2012-2016(000'metric Tons)	13
Figure 5	Rajasthan Fennel Production Historical , 2012-2016(000' Metric tons)	15
Figure 6	East Rajasthan Rainfall 2017 In mm	16
Figure 7	West Rajasthan Rainfall 2017 In mm	17
Figure 8	Haryana Fennel Production Historical 2012-2016(000' Metric Tons)	19
Figure 9	Uttar Pradesh Fennel Production Historical, 2012-2016 (000'Metric Tons)	21
Figure 10	Indian Fennel Production Historical 2012-2016, (INR Million)	22
Figure 11	Indian Fennel Production Forecast 2017-2022(INR Million)	25
Figure 12	Indian Fennel Consumption Historical, 2012-2016 (000' Metric tons)	27
Figure 13	Indian Fennel Consumption Historical, 2012-2016 (INR Million)	28
Figure 14	Indian Fennel Consumption Forecast, 2017-2022 (000' metric tons)	29
Figure 15	Indian Fennel Consumption Forecast, 2017-2022 (INR Million)	30
Figure 16	Market of Leading Export Countries of Indian Fennel (INR Million)	32
Figure 17	India Nutrition Food and Beverages Market, By Value, (INR Billion)	35
Figure 18	Market size of retail industry, 2012-2015(USD Billion)	36
Figure 19	India Health and Wellness Food Market, By Value, (INR Crore)	37
Figure 20	Share of different states in Organized Food Processing Units	38

Research Methodology



For our study about Indian Fennel Market, we have conducted comprehensive secondary research followed by an extensive primary research. In the process of secondary research, we have scrutinized Government documents, accessed from open sources and our internal knowledge base. In the process of primary research, we have interviewed various industry experts across the value chain of the Indian Fennel Market.



Market size of the actual period (2012-2016) has been evaluated on the basis of growth trends of the industry in the last five years, and confirming the findings through primary research. Annual reports of the companies are scanned to further validate the market size and to estimate the size of various other applications. Market sizing and growth in the forecast period (2017-2022) is estimated through revenue mapping, growth of new advance equipment and technology and historical growth pattern of the industry. All the relevant data points/ statistics in the forecast period are validated through relevant and reliable primary sources.



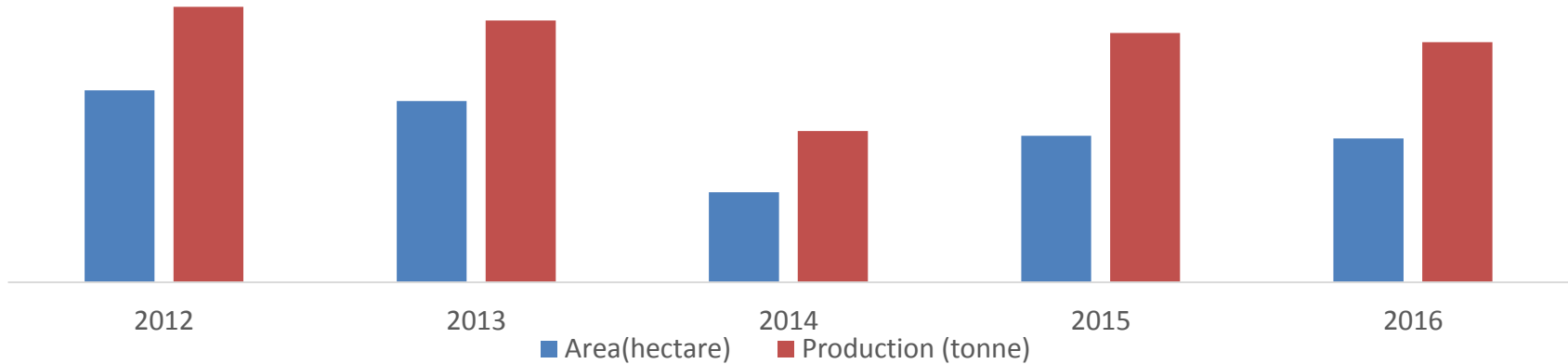
Report Focus: Indian Fennel Market.

- By States (Gujarat, Rajasthan, Uttar Pradesh, Punjab and Others)
- By Product type (Bitter fennel, sweet fennel and Florence fennel)

Area and Production of Fennel in India, 2012-2016

Introduction of new varieties of seeds has supported the growth of fennel production in the country

Figure : Area (in Hectare) and Production (in tonne) of Fennel (2012-2016)



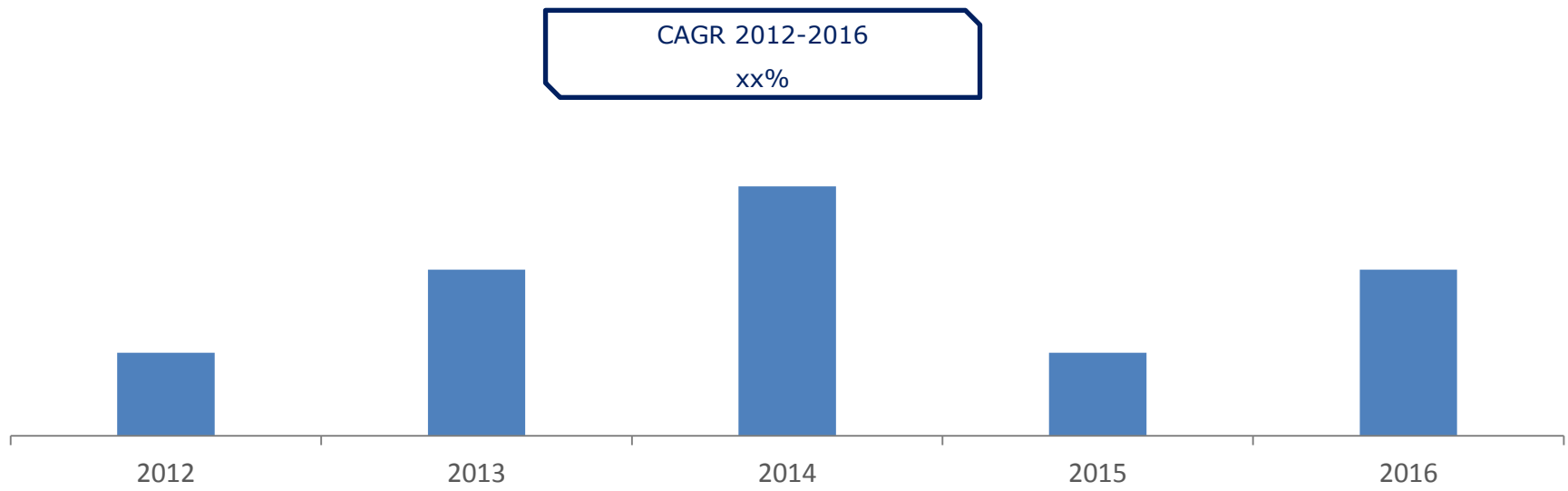
Source: Spice Board of India

- A Xxxxx
- A Xxxxx
- A Xxxxx
- A Xxxxx
- A Xxxxx
- A xxxxxx

Indian Fennel Market Production Historical, By States, 2012-2016

Development of rural infrastructure led to a serious decline in the agricultural sector of Haryana

Figure : Haryana Fennel Production Historical 2012-2016 (000' Metric Tons)



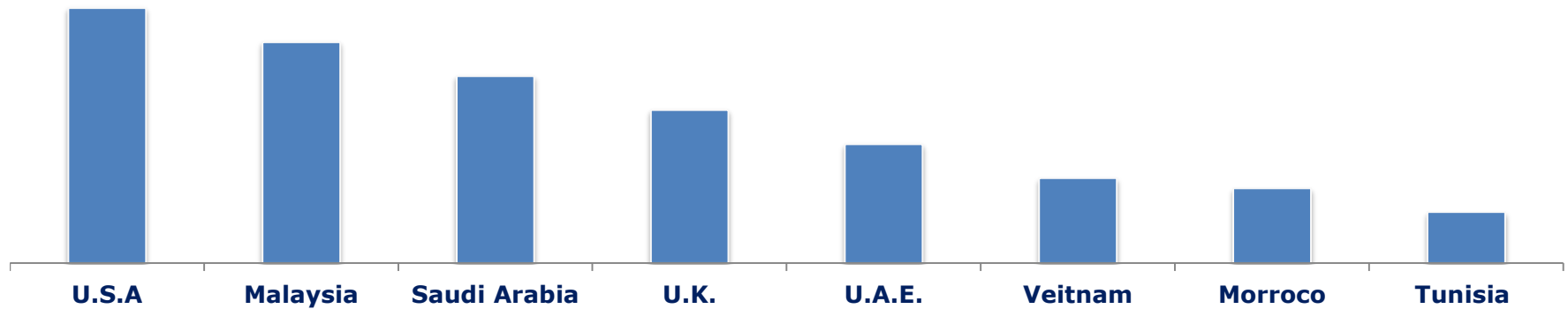
Source: Spice Board India

- A Xxxxx
- A Xxxxx
- A Xxxxx
- A Xxxxx
- A xxxxx

Leading Export Countries

Upward trend in the export of fennel.

Figure : Market of Leading Export Countries of Indian Fennel (INR Million)



Source: Spice Board India

Xxxxx

Xxxxx

Xxxxx

Xxxxx

Xxxxx

Xxxxx

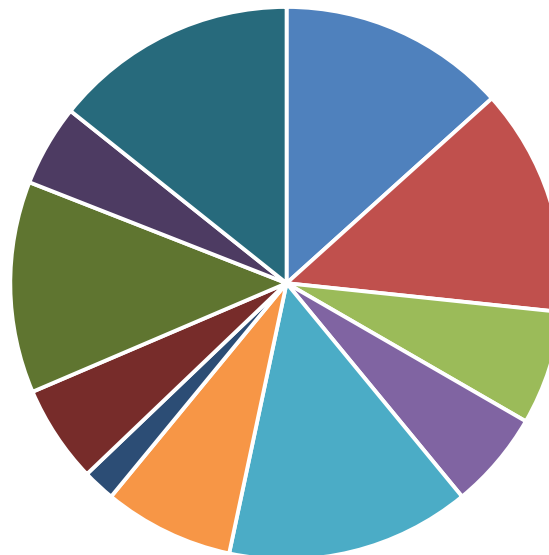
xxxxx

Indian Fennel Market Drivers

Demand of fennel in India is largely driven by usage in food processing units

Figure : Share of different states in Organised Food Processing Units

- Andhra Pradesh
- Gujarat
- Karnataka
- Madhya Pradesh
- Maharashtra
- Punjab
- Rajasthan
- Tamil Nadu
- Uttar Pradesh
- West Bengal
- Others



Source: OMICS international

- Xxxxx
- Xxxxx
- Xxxxx
- Xxxxx
- Xxxxx
- xxxxx

About Azoth Analytics Pvt Ltd.

Azoth Analytics is a business research and analytics firm that creates in-depth research reports and provides customized research solutions and consultancy services. Verticals in which Azoth Analytics specializes include healthcare and pharmaceutical, oil and gas, retail, chemicals, automotive, FMCG, food & beverages and technology. Azoth creates comprehensive and in-depth research reports by recording, interpreting and analyzing information. Strategic market sizing and data dredging techniques include secondary research, and primary research (interviews with management personnel and industry experts).

Disclaimer: *Azoth Analytics report information is based mainly on interviews and therefore, is subject to fluctuation. Azoth Analytics therefore, takes no responsibility for any incorrect information supplied to us by industry experts, manufacturers or users. Azoth does not warranty the completeness of the information and data. Also, analysis provided in the report are meant for customers' internal use only and not for general publication or disclosure to third parties.*