

Global Psoriasis Pipeline Drugs Market Assessment: Industry Analysis, Pipeline Review, Clinical Trials, Market Potential – Forecast to 2023

- Global Psoriasis Pipeline Drugs Industry – Sizing, Growth and Forecast
- Pipeline Drugs
 - Product Profiles
 - Regulatory Milestone
 - Clinical Trials
 - Market Forecast
- Psoriasis Incidence By Country – U.S, U.K, France, Italy, Spain, Germany and Norway
- Company Profiles



Global Psoriasis Pipeline Drugs Market Assessment: Industry Analysis, Pipeline Review, Clinical Trials, Market Potential – Forecast to 2023


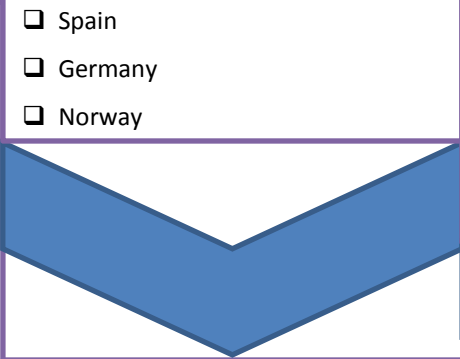

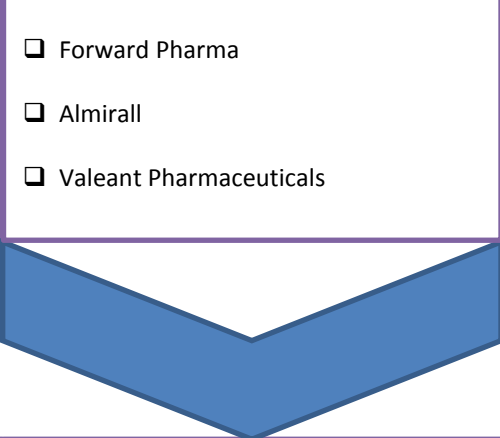
<input type="checkbox"/> Scope of the Study	<input type="checkbox"/> Global Coverage <input type="checkbox"/> Country Coverage	<input type="checkbox"/> Number of patient all over the globe <input type="checkbox"/> Number of patients by Country	
Global Coverage	Country Coverage	Drug Coverage	Company Coverage
	<input type="checkbox"/> United States <input type="checkbox"/> United Kingdom <input type="checkbox"/> France <input type="checkbox"/> Italy <input type="checkbox"/> Spain <input type="checkbox"/> Germany <input type="checkbox"/> Norway	<input type="checkbox"/> Drug X1 <input type="checkbox"/> Drug X2 <input type="checkbox"/> Drug X3 <input type="checkbox"/> Drug X4 <input type="checkbox"/> Drug X5 <input type="checkbox"/> Drug X6	<input type="checkbox"/> UCB <input type="checkbox"/> Sun Pharmaceutical Industries Ltd <input type="checkbox"/> Boehringer Ingelheim <input type="checkbox"/> Forward Pharma <input type="checkbox"/> Almirall <input type="checkbox"/> Valeant Pharmaceuticals
<input type="checkbox"/> Global Psoriasis Pipeline Drugs Market (2019-2023), By Value <input type="checkbox"/> Number of patient all over the globe <input type="checkbox"/> Number of patients by Country			
	<input type="checkbox"/> Psoriasis Pipeline Drugs Market, By Value (2019-2023)	<input type="checkbox"/> Psoriasis Pipeline Drugs Market, By Value (2019-2023)	<input type="checkbox"/> Product Benchmarking <input type="checkbox"/> Policy and Regulatory Landscape <input type="checkbox"/> Financial Analysis <ul style="list-style-type: none"> <input type="checkbox"/> Sales <input type="checkbox"/> EBITDA <input type="checkbox"/> Business Strategy

Table of Content

S.No	Particulars	Page No.
1.	Research Methodology	12
2.	Psoriasis - An Overview	13
2.1	Symptoms of Psoriasis	13
2.2	Types of Psoriasis	14
2.3	Causes of Psoriasis	17
2.4	Triggers, Risk Factors and Complications of Psoriasis	18
3.	Diagnosis of Psoriasis	19
4.	Treatment of Psoriasis	20
5.	Anti-Psoriasis Pipeline Drugs	23
5.1	Anti-Psoriasis Pipeline Drugs – Cimzia (Certolizumab Pegol)	24
5.1.1	Description	25
5.1.2	Regulatory Milestones	26

Table of Content

S.No	Particulars	Page No.
5.1.3	Advantages & Disadvantages	27
5.1.4	Product Profile & Launch Date	28
5.1.5	Clinical Trials and Status	29
5.1.6	Pivotal Clinical Trials and Results	32
5.1.7	Cimzia (Certolizumab Pegol) – Global Market Potential	36
5.1.8	Cimzia (Certolizumab Pegol) – 7Ps Analysis	38
5.2	Anti-Psoriasis Pipeline Drugs – Tildrakizumab (MK-3222)	39
5.2.1	Description	40
5.2.2	Regulatory Milestones	41
5.2.3	Advantages & Disadvantages	42
5.2.4	Product Profile & Launch Date	43
5.2.5	Clinical Trials and Status	44
5.2.6	Pivotal Clinical Trials and Results	46

Table of Content

S.No	Particulars	Page No.
	5.2.7 Tildrakizumab (MK-3222)– Global Market Potential	50
	5.2.8 Tildrakizumab (MK-3222)– 7Ps Analysis	52
5.3	Anti-Psoriasis Pipeline Drugs – Risankizumab (BI 655066)	53
	5.2.1 Description	54
	5.2.2 Regulatory Milestones	55
	5.2.3 Advantages & Disadvantages	56
	5.2.4 Product Profile & Launch Date	57
	5.2.5 Clinical Trials and Status	58
	5.2.6 Pivotal Clinical Trials and Results	61
	5.2.7 Risankizumab (BI 655066)– Global Market Potential	67
	5.2.8 Risankizumab (BI 655066)– 7Ps Analysis	69
5.4	Anti-Psoriasis Pipeline Drugs – FP187	70
	5.4.1 Description	71

Table of Content

S.No	Particulars	Page No.
5.4.2	Regulatory Milestones	72
5.4.3	Advantages & Disadvantages	73
5.4.4	Product Profile & Launch Date	74
5.4.5	Clinical Trials and Status	75
5.4.6	Pivotal Clinical Trials and Results	77
5.4.7	FP187 – Global Market Potential	81
5.4.8	FP187 – 7Ps Analysis	83
5.5	Anti-Psoriasis Pipeline Drugs – Skilarence (LAS41008)	84
5.5.1	Description	85
5.5.2	Regulatory Milestones	86
5.5.3	Advantages & Disadvantages	87
5.5.4	Product Profile & Launch Date	88
5.5.5	Clinical Trials and Status	89

Table of Content

S.No	Particulars	Page No.
5.5.6	Pivotal Clinical Trials and Results	91
5.5.7	Skilarence (LAS41008) – Global Market Potential	93
5.5.8	Skilarence (LAS41008) – 7Ps Analysis	95
5.6	Anti-Psoriasis Pipeline Drugs – Duobrii (IDB 118)	96
5.6.1	Description	97
5.6.2	Regulatory Milestones	98
5.6.3	Advantages & Disadvantages	99
5.6.4	Product Profile & Launch Date	100
5.6.5	Clinical Trials and Status	101
5.6.6	Pivotal Clinical Trials and Results	103
5.6.7	Duobrii (IDB 118) – Global Market Potential	104
5.6.8	Duobrii (IDB 118) – 7Ps Analysis	106

Table of Content

S.No	Particulars	Page No.
6.	Company Profiles	107
6.1	UCB	108
6.2	Sun Pharmaceutical Industries Ltd	110
6.3	Boehringer Ingelheim	111
6.4	Forward Pharma	112
6.5	Almirall	113
6.6	Valeant Pharmaceuticals	114
7.	Number of Psoriasis Patients By Country	115
7.1	Number of Psoriasis Patients in U.S	115
7.2	Number of Psoriasis Patients in U.K	116
7.3	Number of Psoriasis Patients in France	117
7.4	Number of Psoriasis Patients in Italy	118
7.5	Number of Psoriasis Patients in Germany	119
7.6	Number of Psoriasis Patients in Norway	120
8.	About Us	121


List of Figures

Figure No.	Figure Title	Page No.
Figure 1:	Response rate of patients who achieved PASI at week 16 in CIMPASI-1 & CIMPASI-2	33
Figure 2:	Rate of patients achieving at least a two point improvement to a final score of clearance or almost clear skin on PGA Scale at week 16 in CIMPASI-1 & CIMPASI-2	33
Figure 3:	Response rate of patients who achieved PASI 75 at week 12 in CIMPACT	34
Figure 4:	Response rate of patients who achieved PASI 75 at week 16 in CIMPACT	35
Figure 5:	Response Rate of patients achieving at least a two point improvement to a final score of clearance or almost clear skin on PGA Scale at week 16 in CIMPACT	35
Figure 6:	Response Rate of patients achieving at least a two point improvement to a final score of clearance or almost clear skin on PGA Scale at week 16 in CIMPACT	36
Figure 7:	Response rate of patients in 100mg dose regimen	49
Figure 8:	Response rate of patients in 200mg dose regimen	49
Figure 9:	Global Tildrakizumab (MK-3222) Market Size, By Value, Forecast, 2019-2023 (USD million)	50
Figure 10:	Response rate of patients in ultiMMA-1 (at week 16)	62
Figure 11:	Response rate of patients in ultiMMA-2 (at week 16)	62
Figure 12:	Response rate of patients in ultiMMA-1 (at 1 year)	63
Figure 13:	Response rate of patients in ultiMMA-2 (at 1 year)	63
Figure 14:	Response rate of patients in IMMvent (at week 16)	66
Figure 15:	Response rate of patients in IMMhance (at week 16)	66
Figure 16:	Global Risankizumab (BI 655066) Market Size, By Value, Forecast, 2019-2023 (USD million)	67
Figure 17:	Percent of Patients achieving PASI75 in 500mg dose arm (at week 20)	79


List of Figures

Figure No.	Figure Title	Page No.
Figure 18:	Percent of Patients achieving PASI75 in 750mg dose arm (at week 20)	80
Figure 19:	Percent of Patients achieving PASI75 open label up-titration treatment arm, 750mg dose (at week 20)	80
Figure 20:	FP-187 Market Size, By Value, Forecast, 2019-2023 (USD million)	81
Figure 21:	Response rate of patients achieving PASI 75 at week 16	92
Figure 22:	Global Skilarence (LAS41008) Market Size, By Value, Forecast, 2021-2023 (USD million)	93
Figure 23:	Percentage of success (IGA 0/1) at week 8	103
Figure 24:	Global IDP-118 Market Size, By Value, Forecast, 2019-2023 (USD million)	104
Figure 25:	UCB Company Revenues, By Value, in million USD	109
Figure 26:	UCB net sales, by value, in million USD	109
Figure 27:	UCB net sales by geography, by value, in million USD	109
Figure 28:	UCB net sales in 2016, by geography	109
Figure 29:	Number of Psoriasis Patients in U.S, 2012-2016 (in million)	115
Figure 30:	Number of Psoriasis Patients in U.K, 2012-2016 (in million)	116
Figure 31:	Number of Psoriasis Patients in France, 2012-2016 (in million)	117
Figure 32:	Number of Psoriasis Patients in France, 2012-2016 (in million)	118
Figure 33:	Number of Psoriasis Patients in Germany, 2012-2016 (in million)	119
Figure 34:	Number of Psoriasis Patients in Norway, 2012-2016 (in million)	120

Research Methodology



For our study of Psoriasis Drugs Market, we have conducted comprehensive secondary research followed by an extensive primary research. In the process of secondary research, we have scrutinized industry documents, FDA approvals, company annual reports, clinical trial reports accessed from open sources, premium paid databases (Bloomberg, Thomson Reuters, Factiva) and our internal knowledge base. In the process of primary research, we have interviewed various industry experts across the value chain of the Psoriasis Drug industry.



Market size of the forecasted period (2019-2023) has been evaluated on the basis of growth in the number of patients and anticipated price of pipeline drugs or treatment, and confirming the findings through primary research. Further more, for evaluating the market size of pipeline drugs annual reports of the companies are scanned to validate the launch date, estimated price and growth in the number of patients through primary and secondary research.

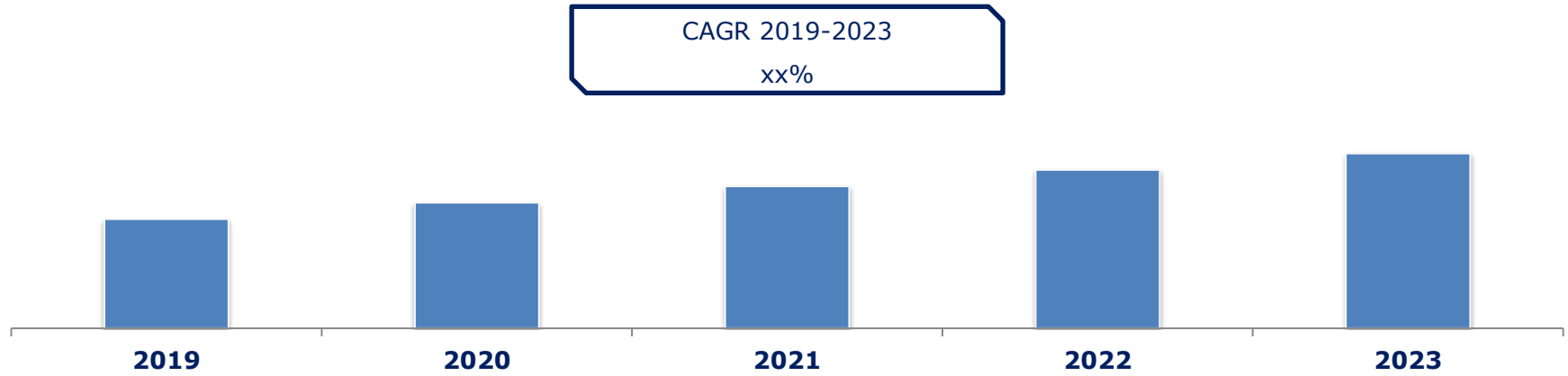


Report Focus: Global Psoriasis Pipeline Drugs Market

- Global Psoriasis Pipeline Drugs Industry – Sizing, Growth and Forecast
- Psoriasis Pipeline Drugs - Product Profiles, Regulatory Milestone, Clinical Trials, Market Forecast
- Psoriasis Incidence By Country – U.S, U.K, France, Italy, Spain, Germany and Norway
- Company Profiles (UCB, Sun Pharmaceutical Industries Ltd, Boehringer Ingelheim, Forward Pharma, Almirall and Valeant Pharmaceuticals)

Tildrakizumab (MK-3222) – Global Market Potential

Figure : Global Tildrakizumab (MK-3222) Market Size, By Value, Forecast, 2019-2023 (USD million)



Source: Azoth Analytics Estimates

- A Xxxxx
- A Xxxxx
- A Xxxxx
- A Xxxxx
- A Xxxxx
- A Xxxxx
- A Xxxxx

Skilarence (LAS41008) – 7Ps Analysis

Patent

Phase

Pathway

Patient

Physician

Payer

Partner

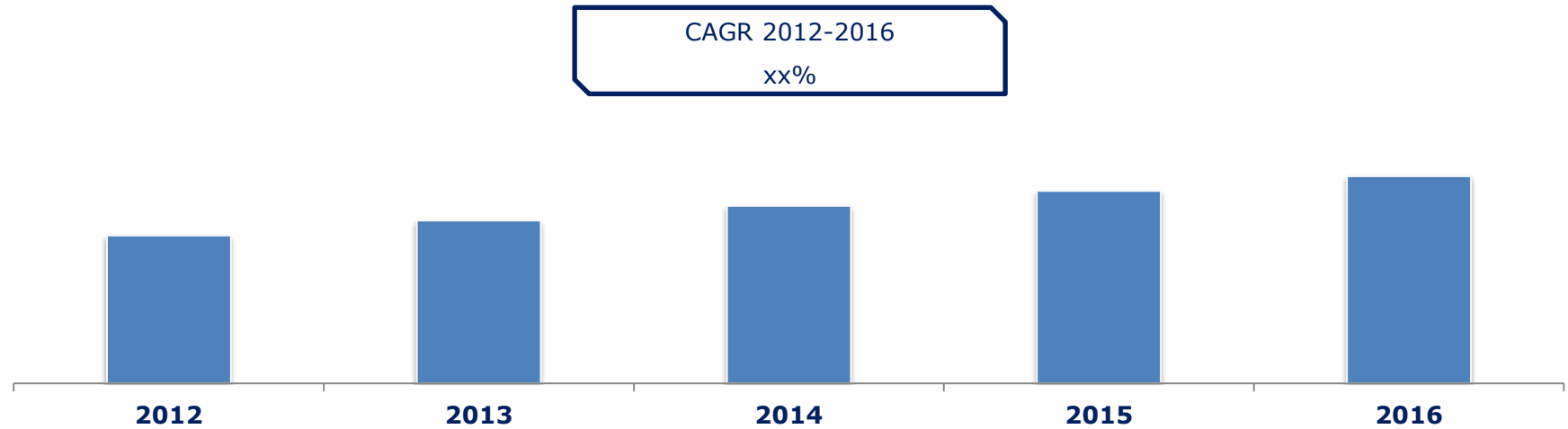
Duobrii (IDP-118)

Clinical Trials and Status

Drug Registration No	Official Title	Phase	Number of Patients (n)	Study Start	Study Complete
NCT02045277					
NCT02462122					
NCT02462070					
NCT02462083					

Number of Psoriasis Patients in Italy

Figure : Number of Psoriasis Patients in Italy, 2012-2016 (in million)



Source: Azoth Analytics Estimates

- A Xxxxx
- A Xxxxx
- A Xxxxx
- A Xxxxx
- A Xxxxx
- A Xxxxx

About Azoth Analytics Pvt Ltd.

Azoth Analytics is a business research and analytics firm that creates in-depth research reports and provides customized research solutions and consultancy services. Verticals in which Azoth Analytics specializes include healthcare and pharmaceutical, oil and gas, retail, chemicals, automotive, FMCG, food & beverages and technology. Azoth creates comprehensive and in-depth research reports by recording, interpreting and analyzing information. Strategic market sizing and data dredging techniques include secondary research, and primary research (interviews with management personnel and industry experts).

Related Reports:

Global Hepatitis B Virus [HBV] Treatment Market - Analysis By Type (Therapeutics, Vaccine), By End User (Male, Female) - By Region, By Country: Opportunities and Forecast (2017-2022) -- By Region (N. America, Europe, APAC, ROW), By Country (US, Canada, UK, Germany, France, China, India, Japan)

Migraine Pipeline Drugs Market Assessment: Industry Analysis, Pipeline Review, Clinical Trials, Market Potential – Forecast to 2022

Disclaimer: Azoth Analytics report information is based mainly on interviews and therefore, is subject to fluctuation. Azoth Analytics therefore, takes no responsibility for any incorrect information supplied to us by industry experts, manufacturers or users.. Also, analysis provided in the report are meant for customers' internal use only and not for general publication or disclosure to third parties.