



## **Global Water Purifiers Market: Analysis By Type (Reverse Osmosis, Ultra Filtration, Ultra Violet, Others), By End User (Residential, Commercial, Industrial), By Region, By Country (2018 Edition): Forecast to 2022**

- By Type – Reverse Osmosis, Ultra Filtration, Ultra Violet, Others
- By End User – Residential, Commercial, Industrial
- By Region - North America, Europe, Asia Pacific, Middle East, Latin America
- By Country – United States of America, Canada, France, Germany, China, Japan, India, Kingdom of Saudi Arabia, United Arab Emirates, Mexico and Brazil



# Global Water Purifiers Market: Analysis By Type (Reverse Osmosis, Ultra Filtration, Ultra Violet, Others), By End User (Residential, Commercial, Industrial), By Region, By Country (2018 Edition): Forecast to 2022

<p><b>Scope of the Study</b></p>	<p>Global Coverage</p> <ul style="list-style-type: none"> <li><input type="checkbox"/> Regional Coverage</li> <li><input type="checkbox"/> Country Coverage</li> </ul>	<p>Segment Coverage</p> <ul style="list-style-type: none"> <li><input type="checkbox"/> By Type</li> <li><input type="checkbox"/> By End User</li> </ul>	<ul style="list-style-type: none"> <li><input type="checkbox"/> Region (NA, Europe, APAC, Middle East and Latin America)</li> <li><input type="checkbox"/> Country (USA, Canada, France, Germany, China, Japan, India, KSA, UAE, Mexico and Brazil)</li> </ul>
----------------------------------	--	--	--

## Global Coverage

- Global Water Purifiers Market – By Value (2012-22)
- By Type (2012-2022)
  - RO
  - UF
  - UV
  - Others
- By End User (2012-2022)
  - Residential
  - Commercial
  - Industrial

## Regional Coverage

- NA
- Europe
- APAC
- Middle East
- Latin America

## Country Coverage

- Water Purifiers Market- By Value (2012-2022)
- Water Purifiers Market- By Type, By Value (2012-2022)
- Water Purifiers Market- By End User, By Value (2012-2022)

## Country Coverage

- USA
- Canada
- France
- Germany
- China
- Japan
- India
- KSA
- UAE
- Mexico
- Brazil

## Company Coverage

- Water Purifiers Market- By Value (2012-2022)
- Water Purifiers Market- By Type, By Value (2012-2022)
- Water Purifiers Market- By End User, By Value (2012-2022)

## Company Coverage

- Aquasana, Inc.
- Brita
- Culligan
- Veolia Water
- BWT AG
- Pentair: Everpure
- Ecowater Systems LLC
- 3M Purification (CUNO)
- Eureka Forbes Limited
- Kent RO Systems Limited

## Product Benchmarking

- Product Benchmarking
  - Sales\*
  - Business Overview
  - Product Launches & Recent Approvals
  - Merger & Acquisition
- \*for listed Companies

# Table of Content

S.No	Particulars	Page No.
1.	Research Methodology	19
2.	Executive Summary	20
3.	Strategic Recommendation	21
3.1	RO Purifiers to see strong growth in the APAC market.	22
3.2	The Middle East and Latin America to witness rapid growth in water purifier demand.	23
4.	Water Purifiers Outlook	24
5.	Global Water Purifiers Market: Growth and Forecast	37
5.1	By Value (2012-2016)	38
5.2	By Value (2017-2022)	39
6.	Global Water Purifiers Market-Segmental Analysis	43
6.1	Global Water Purifiers Market Size, By Type: Breakdown (%)	43
6.1.1	Global Water Purifiers Market Size, By Type, 2016 (%)	44
6.1.2	Global Water Purifiers Market Size, By Type, 2022 (%)	45

# Table of Content

S. No	Particulars	Page No.
6.2	Global RO Water Purifiers Market: Growth and Forecast	46
6.2.1	By Value (2012-2016)	46
6.2.2	By Value (2016-2022)	46
6.3	Global UF Water Purifiers Market: Growth and Forecast	47
6.3.1	By Value (2012-2016)	47
6.3.2	By Value (2017-2022)	47
6.4	Global UV Water Purifiers Market: Growth and Forecast	48
6.4.1	By Value (2012-2016)	48
6.4.2	By Value (2017-2022)	48
6.5	Others (RO+UV, RO+UF+UV) Market: Growth and Forecast	49
6.5.1	By Value (2012-2016)	49
6.5.2	By Value (2017-2022)	49

# Table of Content

S. No	Particulars	Page No.
6.6	Global Water Purifiers Market Size, By End User: Breakdown (%)	51
6.6.1	Global Water Purifiers Market Size, By End User, 2016 (%)	52
6.6.2	Global Water Purifiers Market Size, By End User, 2022 (%)	53
6.7	Global Water Purifiers Market for Residential Households: Growth and Forecast	54
6.7.1	By Value (2012-2016)	54
6.7.2	By Value (2017-2022)	54
6.8	Global Water Purifiers Market for Commercial Enterprises: Growth and Forecast	55
6.8.1	By Value (2012-2016)	55
6.8.2	By Value (2017-2022)	55
6.9	Global Water Purifiers Market for Industries: Growth and Forecast	56
6.9.1	By Value (2012-2016)	56
6.9.2	By Value (2017-2022)	56

# Table of Content

S. No	Particulars	Page No.
7.	Global Water Purifiers Market-Regional Analysis	57
7.1	Global Water Purifiers Market Size, By Region: Breakdown (%)	57
7.1.1	Global Water Purifiers Market Size, By Region, 2016 (%)	58
7.1.2	Global Water Purifiers Market Size, By Region, 2022 (%)	59
7.2	North America Water Purifiers Market: Growth and Forecast	60
7.2.1	By Value (2012-2016)	61
7.2.2	By Value (2017-2022)	62
7.2.3	By Type, By Value (2012-2022)	63
7.2.4	By End User, By Value (2012-2022)	65
7.3	North America Water Purifiers Market : Country Analysis (U.S and Canada)	68

# Table of Content

S. No	Particulars	Page No.
7.3.1	USA Water Purifiers Market, By Value (2012-2022)	70
7.3.2	USA Water Purifiers Market, By Type, By Value (2012-2022)	71
7.3.3	USA Water Purifiers Market, By End User, By Value (2012-2022)	73
7.3.4	Canada Water Purifiers Market, By Value (2012-2022)	76
7.3.5	Canada Water Purifiers Market, By Type, By Value (2012-2022)	77
7.3.6	Canada Water Purifiers Market, By End User, By Value (2012-2022)	79
7.4	Europe Water Purifiers Market: Growth and Forecast	81
7.4.1	By Value (2012-2016)	82
7.4.2	By Value (2017-2022)	83
7.4.3	By Type, By Value (2012-2022)	84
7.4.4	By End User, By Value (2012-2022)	86
7.5	Europe Water Purifiers Market : Country Analysis (France and Germany)	89

# Table of Content

S. No	Particulars	Page No.
7.5.1	France Water Purifiers Market, By Value (2012-2022)	91
7.5.2	France Water Purifiers Market, By Type, By Value (2012-2022)	92
7.5.3	France Water Purifiers Market, By End User, By Value (2012-2022)	94
7.5.4	Germany Water Purifiers Market, By Value (2012-2022)	97
7.5.5	Germany Water Purifiers Market, By Type, By Value (2012-2022)	98
7.5.6	Germany Water Purifiers Market, By End User, By Value (2012-2022)	100
7.6	APAC Water Purifiers Market: Growth and Forecast	102
7.6.1	By Value (2012-2016)	103
7.6.2	By Value (2017-2022)	104
7.6.3	By Type, By Value (2012-2022)	105
7.6.4	By End User, By Value (2012-2022)	107
7.7	APAC Water Purifiers Market : Country Analysis (China, Japan and India)	110



# Table of Content

S. No	Particulars	Page No.
7.7.1	China Water Purifiers Market, By Value (2012-2022)	112
7.7.2	China Water Purifiers Market, By Type, By Value (2012-2022)	113
7.7.3	China Water Purifiers Market, By End User, By Value (2012-2022)	115
7.7.4	Japan Water Purifiers Market, By Value (2012-2022)	118
7.7.5	Japan Water Purifiers Market, By Type, By Value (2012-2022)	120
7.7.6	Japan Water Purifiers Market, By End User, By Value (2012-2022)	122
7.7.7	India Water Purifiers Market, By Value (2012-2022)	125
7.7.8	India Water Purifiers Market, By Type, By Value (2012-2022)	127
7.7.9	India Water Purifiers Market, By End User, By Value (2012-2022)	129
7.8	Middle East Water Purifiers Market: Growth and Forecast	131
7.8.1	By Value (2012-2016)	132

# Table of Content

S. No	Particulars	Page No.
7.8.2	By Value (2017-2022)	133
7.8.3	By Type, By Value (2012-2022)	134
7.8.4	By End User, By Value (2012-2022)	136
7.9	Middle East Water Purifiers Market : Country Analysis (Saudi Arabia and U.A.E.)	139
7.9.1	Saudi Arabia Water Purifiers Market, By Value (2012-2022)	141
7.9.2	Saudi Arabia Water Purifiers Market, By Type, By Value (2012-2022)	142
7.9.3	Saudi Arabia Water Purifiers Market, By End User, By Value (2012-2022)	144
7.9.4	UAE Water Purifiers Market, By Value (2012-2022)	147
7.9.5	UAE Water Purifiers Market, By Type, By Value (2012-2022)	148
7.9.6	UAE Water Purifiers Market, By End User, By Value (2012-2022)	150

# Table of Content

S. No	Particulars	Page No.
7.10	Latin America Water Purifiers Market: Growth And Forecast	152
7.10.1	By Value (2012-2016)	153
7.10.2	By Value (2017-2022)	154
7.10.3	By Type, By Value (2012-2022)	155
7.10.4	By End User, By Value (2012-2022)	157
7.11	Latin America Water Purifiers Market : Country Analysis (Mexico and Brazil)	160
7.11.1	Mexico Water Purifiers Market, By Value (2012-2022)	162
7.11.2	Mexico Water Purifiers Market, By Type, By Value (2012-2022)	163
7.11.3	Mexico Water Purifiers Market, By End User, By Value (2012-2022)	165
7.11.4	Brazil Water Purifiers Market, By Value (2012-2022)	168
7.11.5	Brazil Water Purifiers Market, By Type, By Value (2012-2022)	169
7.11.6	Brazil Water Purifiers Market, By End User, By Value (2012-2022)	171

# Table of Content

S. No	Particulars	Page No.
8.	Global Water Purifiers Market Dynamics	173
8.1	Global Water Purifiers Market Drivers	174
8.2	Global Water Purifiers Market Challenges	191
9.	Market Trends	195
10.	SWOT Analysis	199
11.	Policy and Regulatory Landscape	201
12.	Company Profiling	208
12.1	Aquasana, Inc.	209
12.2	Brita	210
12.3	Culligan	211
12.4	Veolia Water	212

# Table of Content

S. No	Particulars	Page No.
12.5	BWT AG	214
12.6	Pentair: Everpure	216
12.7	Ecowater Systems LLC	218
12.8	3M: Purification (CUNO)	219
12.9	Eureka Forbes Limited	220
12.10	Kent RO Systems Limited	222
13.	About Us	223

# List of Figures

Figure No.	Figure Title	Page No.
Figure 1:	Global Water Purifiers Market Size, By Value, 2012-2016 (USD Billion)	38
Figure 2:	Global Water Purifiers Market Size, By Value, Forecast, 2017-2022 (USD Billion)	39
Figure 3:	Revenues from Global Water Purifier Sales (USD Billion)	42
Figure 4:	Global Water Purifier Revenue, By Region, 2016 (USD Billion)	42
Figure 5:	Global Water Purifiers Market, By Type, 2016 (%)	44
Figure 6:	Global Water Purifiers Market, By Type, 2022 Forecast (%)	45
Figure 7:	Global RO Purifiers Market, By Value, 2012-2016 (USD Billion)	46
Figure 8:	Global RO Purifiers Market, By Value, Forecast, 2017-2022(USD Billion)	46
Figure 9:	Global UF Purifiers Market, By Value, 2012-2016 (USD Billion)	47
Figure 10:	Global UF Purifiers Market, By Value, Forecast, 2017-2022 (USD Billion)	47
Figure 11:	Global UV Purifiers Market, By Value, 2012-2016 (USD Billion)	48
Figure 12:	Global UV Purifiers Market, By Value, Forecast, 2017-2022 (USD Billion)	48
Figure 13:	Global Other Purifiers Market, By Value, 2012-2016 (USD Billion)	49
Figure 14:	Global Other Purifiers Market, By Value, Forecast, 2017-2022 (USD Billion)	49
Figure 15:	Global Water Purifiers Market Size, By End User, 2016 (%)	52
Figure 16:	Global Water Purifiers Market Size, By End User, 2022 (%)	53
Figure 17:	Global Water Purifiers Market, Residential Sector, By Value, 2012-2016 (USD Billion)	54
Figure 18:	Global Water Purifier Market, Residential Sector, By Value, Forecast, 2017-2022 (USD Billion)	54
Figure 19:	Global Water Purifiers Market, Commercial Sector, By Value, 2012-2016 (USD Billion)	55

# List of Figures

Figure No.	Figure Title	Page No.
Figure 20:	Global Water Purifier Market, Commercial Sector, By Value, Forecast, 2017-2022 (USD Billion)	55
Figure 21:	Global Water Purifiers Market, Industrial Sector , By Value, 2012-2016 (USD Billion)	56
Figure 22:	Global Water Purifier Market, Industrial Sector, By Value, Forecast, 2017-2022 (USD Billion)	56
Figure 23:	Global Water Purifiers Market Size, By Region, 2016 (%)	58
Figure 24:	Global Water Purifiers Market Size, By Region, 2022 (%)	59
Figure 25:	North America Water Purifiers Market, By Value, 2012-2016 (USD Billion)	61
Figure 26:	North America Water Purifiers Market, By Value, Forecast, 2017-2022 (USD Billion)	62
Figure 27:	North America Water Purifiers Market: By Type, By Value, 2012-2022 (USD Billion)	63
Figure 28:	North America Water Purifiers Market: By End User, By Value, 2012-2022 (USD Billion)	65
Figure 29:	North America Water Purifiers Market, Country Share, 2012-2016 (% of Total)	68
Figure 30:	North America Water Purifiers Market, Country Share, 2017E-2022F (% of Total)	68
Figure 31:	USA Water Purifiers Market Size, By Value, 2012-2022 (USD Billion)	70
Figure 32:	USA Water Purifiers Market: By Type, By Value, 2012-2022 (USD Billion)	71
Figure 33:	USA Water Purifiers Market: By End User, By Value, 2012-2022 (USD Billion)	73
Figure 34:	Canada Water Purifiers Market Size, By Value, 2012-2022 (USD Billion)	76
Figure 35:	Canada Water Purifiers Market: By Type, By Value, 2012-2022 (USD Billion)	77
Figure 36:	Canada Water Purifiers Market: By End User, By Value, 2012-2022 (USD Billion)	79
Figure 37:	Europe Water Purifiers Market, By Value, 2012-2016 (USD Billion)	82
Figure 38:	Europe Water Purifiers Market, By Value, Forecast, 2017-2022 (USD Billion)	83
Figure 39:	Europe Water Purifiers Market: By Type, By Value, 2012-2022 (USD Billion)	84

# List of Figures

Figure No.	Figure Title	Page No.
Figure 40:	Europe Water Purifiers Market: By End User, By Value, 2012-2022 (USD Billion)	86
Figure 41:	Europe Water Purifiers Market, Country Share, 2012-2016 (% of Total)	89
Figure 42:	Europe Water Purifiers Market, Country Share, 2017E-2022F (% of Total)	89
Figure 43:	France Water Purifiers Market Size, By Value, 2012-2022 (USD Billion)	91
Figure 44:	France Water Purifiers Market: By Type, By Value, 2012-2022 (USD Billion)	92
Figure 45:	France Water Purifiers Market: By End User, By Value, 2012-2022 (USD Billion)	94
Figure 46:	Germany Water Purifiers Market Size, By Value, 2012-2022 (USD Billion)	98
Figure 47:	Germany Water Purifiers Market: By Type, By Value, 2012-2022 (USD Billion)	99
Figure 48:	Germany Water Purifiers Market: By End User, By Value, 2012-2022 (USD Billion)	100
Figure 49:	APAC Water Purifiers Market Size, By Value, 2012-2016 (USD Billion)	103
Figure 50:	APAC Water Purifiers Market Size, By Value, Forecast, 2017-2022 (USD Billion)	104
Figure 51:	APAC Water Purifiers Market: By Type, By Value, 2012-2022 (USD Billion)	105
Figure 52:	APAC Water Purifiers Market: By End User, By Value, 2012-2022 (USD Billion)	107
Figure 53:	APAC Water Purifiers Market, Country Share, 2012-2016 (% of Total)	110
Figure 54:	APAC Water Purifiers Market, Country Share, 2017E-2022F (% of Total)	110
Figure 55:	China Water Purifiers Market Size, By Value, 2012-2022 (USD Billion)	112
Figure 56:	China Water Purifiers Market: By Type, By Value, 2012-2022 (USD Billion)	113
Figure 57:	China Water Purifiers Market: By End User, By Value, 2012-2022 (USD Billion)	115
Figure 58:	Japan Water Purifiers Market Size, By Value, 2012-2022 (USD Billion)	118
Figure 59:	Japan Water Purifiers Market: By Type, By Value, 2012-2022 (USD Billion)	120
Figure 60:	Japan Water Purifiers Market: By End User, By Value, 2012-2022 (USD Billion)	122



# List of Figures

Figure No.	Figure Title	Page No.
Figure 61:	India Water Purifiers Market Size, By Value, 2012-2022 (USD Billion)	125
Figure 62:	India Water Purifiers Market: By Type, By Value, 2012-2022 (USD Billion)	127
Figure 63:	India Water Purifiers Market: By End User, By Value, 2012-2022 (USD Billion)	129
Figure 64:	Middle East Water Purifiers Market Size, By Value, 2012-2016 (USD Billion)	132
Figure 65:	Middle East Water Purifiers Market Size, By Value, Forecast, 2017-2022 (USD Billion)	133
Figure 66:	Middle East Water Purifiers Market: By Type, By Value, 2012-2022 (USD Billion)	134
Figure 67:	Middle East Water Purifiers Market: By End User, By Value, 2012-2022 (USD Billion)	136
Figure 68:	Middle East Water Purifiers Market, Country Share, 2012-2016 (% of Total)	139
Figure 69:	Middle East Water Purifiers Market, Country Share, 2017E-2022F (% of Total)	139
Figure 70:	Saudi Arabia Water Purifiers Market Size, By Value, 2012-2022 (USD Billion)	141
Figure 71:	Saudi Arabia Water Purifiers Market: By Type, By Value, 2012-2022 (USD Billion)	142
Figure 72:	Saudi Arabia Water Purifiers Market: By End User, By Value, 2012-2022 (USD Billion)	144
Figure 73:	UAE Water Purifiers Market Size, By Value, 2012-2022 (USD Billion)	147
Figure 74:	UAE Water Purifiers Market: By Type, By Value, 2012-2022 (USD Billion)	148
Figure 75:	UAE Water Purifiers Market: By End User, By Value, 2012-2022 (USD Billion)	150
Figure 76:	Latin America Water Purifiers Market Size, By Value, 2012-2016 (USD Billion)	153
Figure 77:	Latin America Water Purifiers Market Size, By Value, Forecast, 2017-2022 (USD Billion)	154
Figure 78:	Latin America Water Purifiers Market Size, By Value, Forecast, 2017-2022 (USD Billion)	155
Figure 79:	Latin America Water Purifiers Market: By End User, By Value, 2012-2022 (USD Billion)	157
Figure 80:	Latin America Water Purifiers Market, Country Share, 2012-2016 (% of Total)	160

# List of Figures

Figure No.	Figure Title	Page No.
Figure 81:	Latin America Water Purifiers Market, Country Share, 2017E-2022F (% of Total)	160
Figure 82:	Mexico Water Purifiers Market Size, By Value, 2012-2022 (USD Billion)	162
Figure 83:	Mexico Water Purifiers Market: By Type, By Value, 2012-2022 (USD Billion)	163
Figure 84:	Mexico Water Purifiers Market: By End User, By Value, 2012-2022 (USD Billion)	165
Figure 85:	Brazil Water Purifiers Market Size, By Value, 2012-2022 (USD Billion)	168
Figure 86:	Brazil Water Purifiers Market: By Type, By Value, 2012-2022 (USD Billion)	169
Figure 87:	Brazil Water Purifiers Market: By End User, By Value, 2012-2022 (USD Billion)	171
Figure 88:	Global Population Growth	188
Figure 89:	Veolia Water, Revenue, 2012-2016 (USD Billion)	213
Figure 90:	Veolia Water Revenue, By Business Segments, 2016 (%)	213
Figure 91:	Veolia Water Revenue, By Geographic Region, 2016 (%)	213
Figure 92:	BWT AG, Revenue, 2012-2016 (USD Billion)	215
Figure 93:	BWT AG Revenue, By Business Segments, 2016 (%)	215
Figure 94:	BWT AG Revenue, By Country, 2016 (%)	215
Figure 95:	Pentair Everpure, Revenue, 2012-2016 (USD Billion)	217
Figure 96:	Pentair Everpure Revenue, By Business Segments, 2016 (%)	217
Figure 97:	Pentair Everpure Revenue, By Country, 2016 (%)	217
Figure 98:	Eureka Forbes, Revenue, 2012-2015 (USD Billion)	221
Figure 99:	Eureka Forbes Revenue, By Business Segments, 2016 (%)	221
Figure 100:	Eureka Forbes Revenue, By Country, 2016 (%)	221

# Research Methodology

For our study on Global Water Purifiers Market, we have conducted comprehensive secondary research followed by an extensive primary research. In the process of secondary research, we have scrutinized industry documents, accessed from open sources, premium paid databases and our internal knowledge base. In the process of primary research, we have interviewed various industry experts across the value chain of the medical equipment and service industry.

Market size of the actual period (2012-2016) has been evaluated on the basis of growth trends of the industry in the last five years, and confirming the findings through primary research. Annual reports of the companies are scanned to further validate the market size and to estimate the size of various other applications. Market sizing and growth in the forecast period (2017-2022) is estimated through revenue mapping, growth of new advance equipment and technology and historical growth pattern of the industry. All the relevant data points/ statistics in the forecast period are validated through relevant and reliable primary sources.

Report Focus: Global Water Purifiers Market.

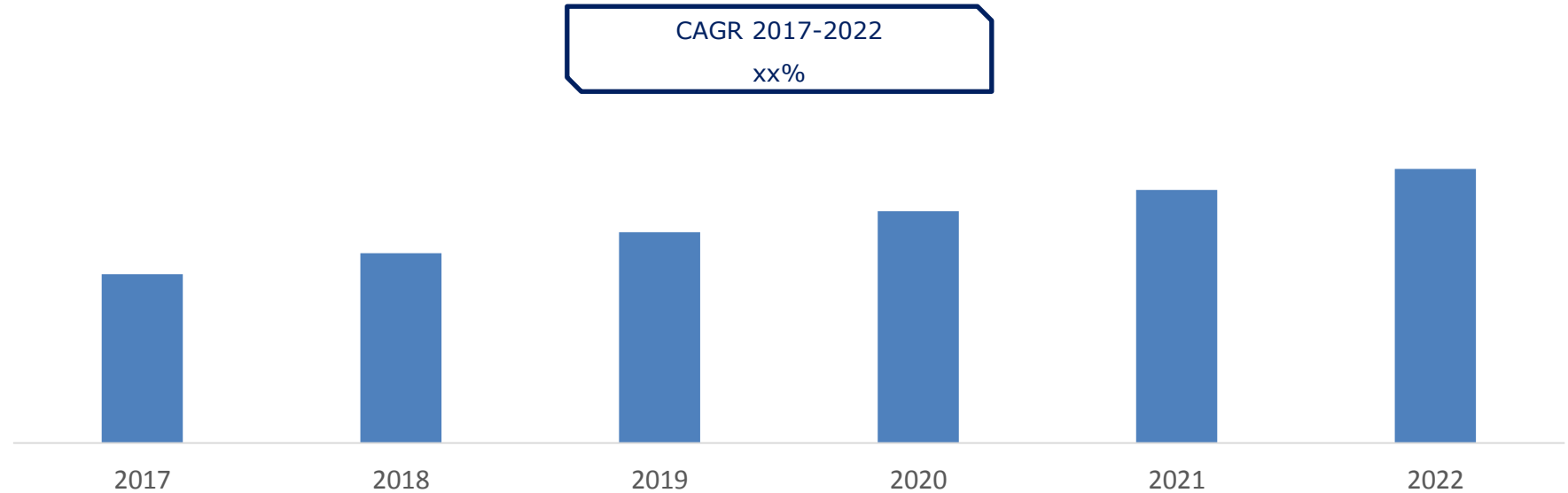
- By Type (RO, UF, UV, Others)
- By End User (Residential, Commercial, Industrial)
- By Region (North America, Europe, Asia Pacific, Middle East and Latin America),
- By Country (USA, Canada, France Germany, China, Japan, India, KSA, UAE, Mexico, Brazil)
- Company Coverage (Aquasana, Brita, Culligan, Veolia Water, BWT AG, Pentair Everpure, Ecowater, 3M CUNO, Eureka Forbes, Kent RO)

**Companies Contacted: Kent RO**

# Global Water Purifiers Market

Increasing consumer expenditure on water purification technology due to declining availability of safe drinking water is expected to boost the water purification industry in the forecast period.

Figure : Global Water Purifiers Market Size, By Value, Forecast, 2017-2022 (USD Billion)



Source: Azoth Analytics Estimates

➤ xxxxx

➤ Xxxxx

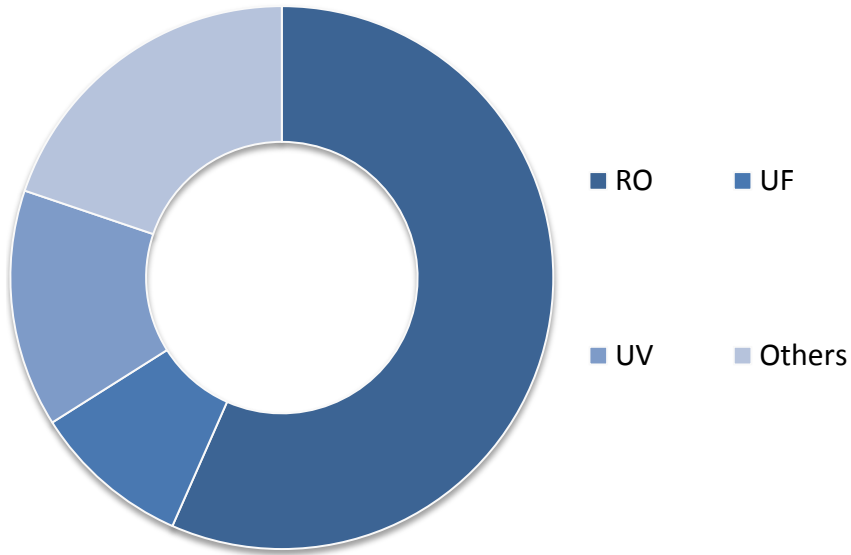
➤ Xxxxx

➤ xxxxx

# Global Water Purifiers Market- By Type

Demand for UV and RO+UV purifiers is expected to grow in the forecast period boosting their share.

**Figure : Global Water Purifiers Market, By Type, 2022 Forecast (%)**



Source: Azoth Analytics Estimates

## Key Trends

Xxxxx

xxxxx

Xxxxx

xxxxx

Xxxxx

xxxxx

# USA Water Purifiers Market, By End User

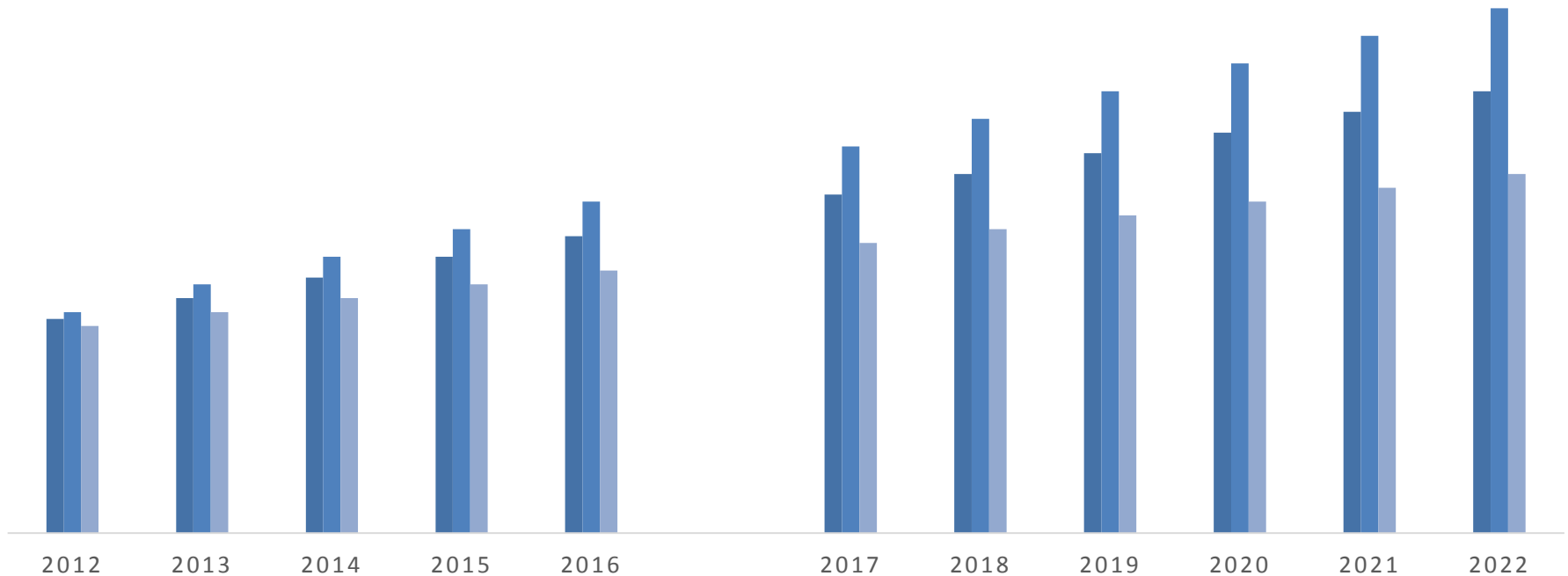
Figure : USA Water Purifiers Market: By End User, By Value, 2012-2022 (USD Billion)

### CAGR 2012-2016

Residential: xx%  
 Commercial: xx%  
 Industrial: xx%

### CAGR 2017-2022

Residential: xx%  
 Commercial: xx%  
 Industrial: xx%



# Japan Water Purifiers Market, By Type

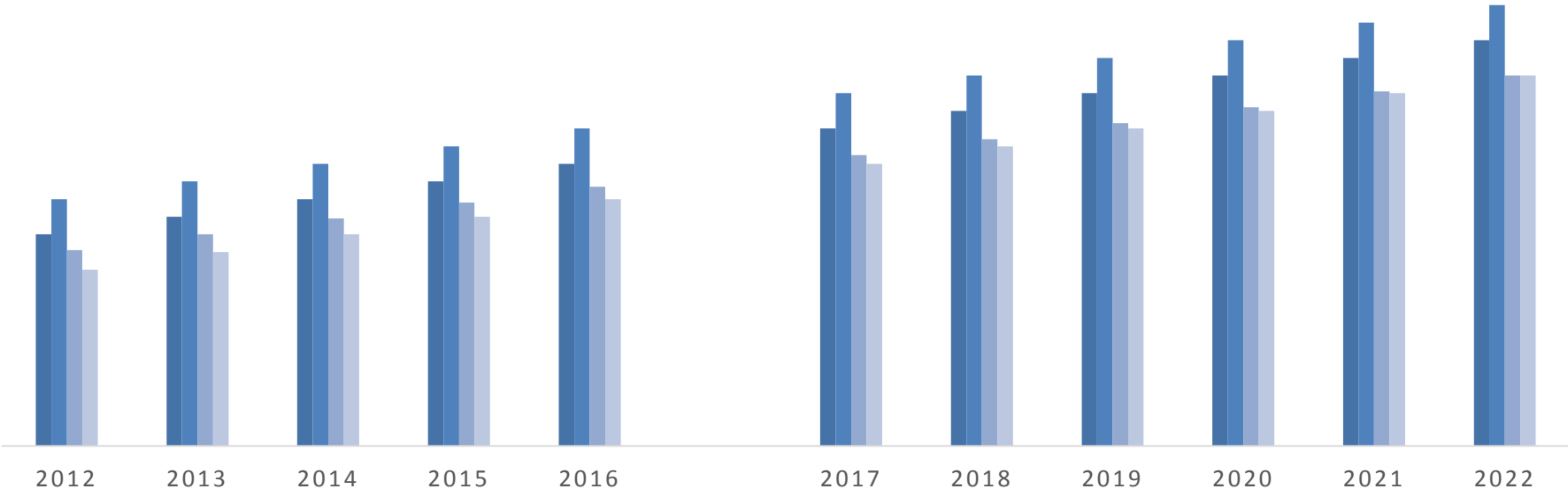
Figure : Japan Water Purifiers Market: By Type, By Value, 2012-2022 (USD Billion)

**CAGR 2012-2016**

- RO: xx%
- UF: xx%
- UV: xx%
- Others: xx%

**CAGR 2017-2022**

- RO: xx%
- UF: xx%
- UV: xx%
- Others: xx%



# Japan Water Purifiers Market, By Type

Figure 59: Japan Water Purifiers Market: By Type, By Value, 2012-2022 (USD Billion)

**CAGR 2012-2016**

RO: x%

UF: x%

UV: x%

Others: x%

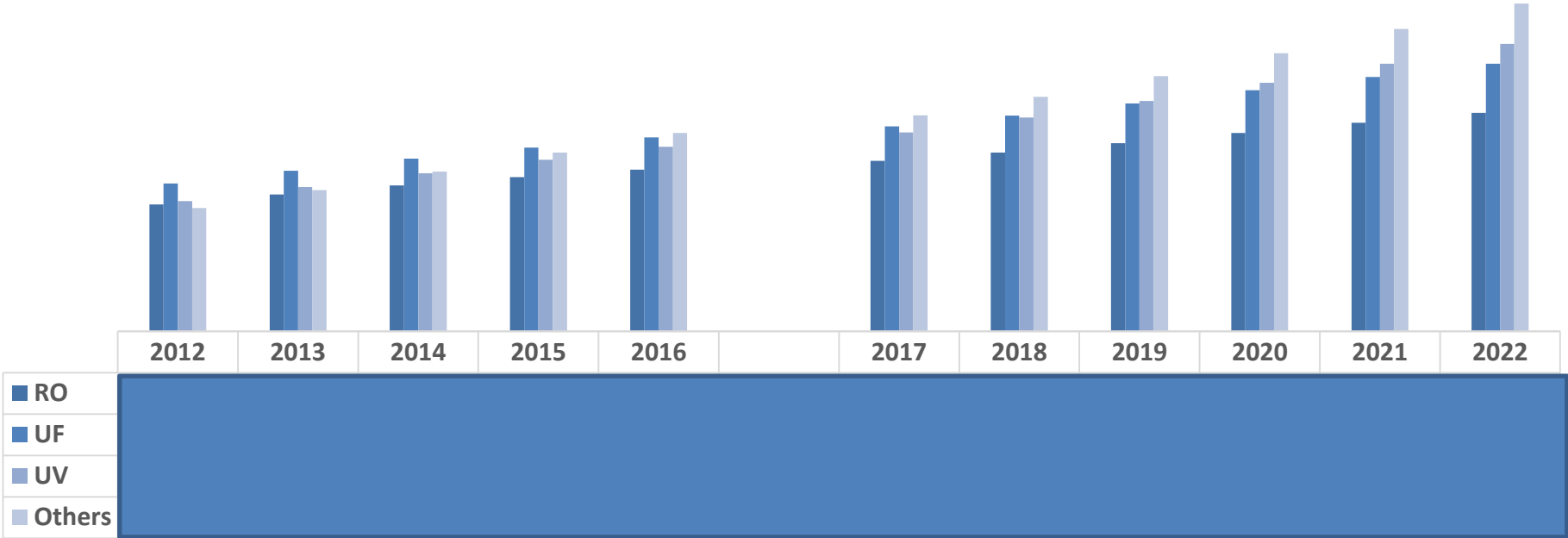
**CAGR 2017-2022**

RO: x%

UF: x%

UV: x%

Others: x%





## About Azoth Analytics Pvt Ltd.

Azoth Analytics is a business research and analytics firm that creates in-depth research reports and provides customized research solutions and consultancy services. Verticals in which Azoth Analytics specializes include healthcare and Pharmaceutical, oil and gas, retail, chemicals, automotive, FMCG, food & beverages and technology. Azoth creates comprehensive and in-depth research reports by recording, interpreting and analyzing information. Strategic market sizing and data dredging End Users include secondary research, and primary research (interviews with management personnel and industry experts).

**Disclaimer:** *Azoth Analytics report information is based mainly on interviews and therefore, is subject to fluctuation. Azoth Analytics therefore, takes no responsibility for any incorrect information supplied to us by industry experts, manufacturers or User.. Also, analysis provided in the report are meant for customers' internal use only and not for general publication or disclosure to third parties.*