

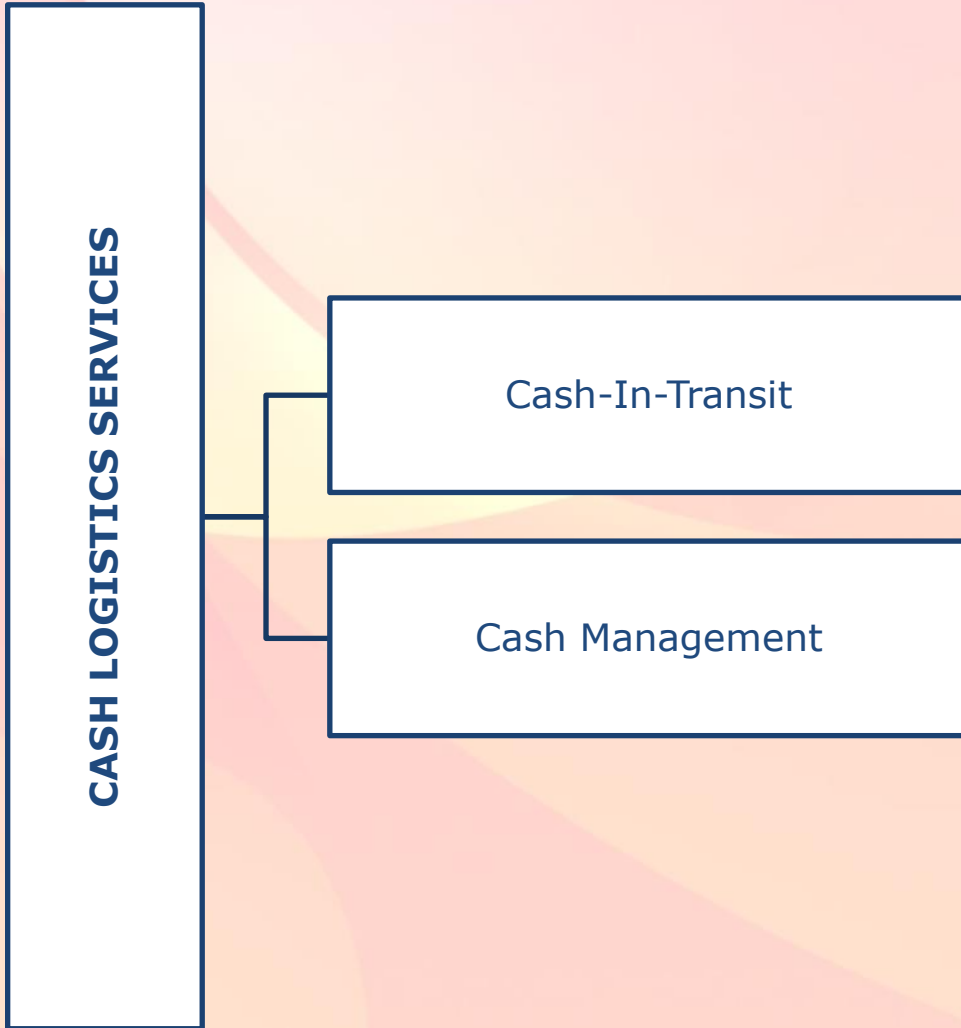


Global Cash Logistics Market (By Segment, By Region): Trends, Opportunities and Forecasts (2016-2021)

- By Segment – Cash-In-Transit, Cash Management
- By Region-North America, Europe, APAC, RoW
- Market Entry Strategies for Global Players
- Regulations
- Company Analysis



Scope of the Study: Global Cash Logistics Market



Coverage By Region
• Europe
• APAC
• North America
• ROW

Research Methodology

Research Definition

- Cash Logistics market entails services regarding movement and management of cash. The market is segmented into cash -in-transit services and cash management services. The regions included in research are North America, Europe, Asia-Pacific and Rest of the world.

Data Analysis and Interpretation

- Our historic market trend has been figured out by various paid databases which was further triangulated with inputs and insights from industry experts, companies and stakeholders, through primary research (Operations managers, Managers, Project analysts, others). Back-of-the-Envelope calculation for the market estimation has been made through proper understanding of the market as well as future business strategies of the companies operating in the market.

Azoth Analytics has conducted quantitative as well as qualitative research to gather market insights such as market sizing, market segmentation, recent trends and developments and competitive landscape. Our team has conducted extensive primary surveys by reaching out industry experts across the value chain of the blood plasma market.

For Forecasting purpose we have accessed some of the paid databases such as Bloomberg, Reuters, Factiva, Hoovers etc.

Companies Contacted

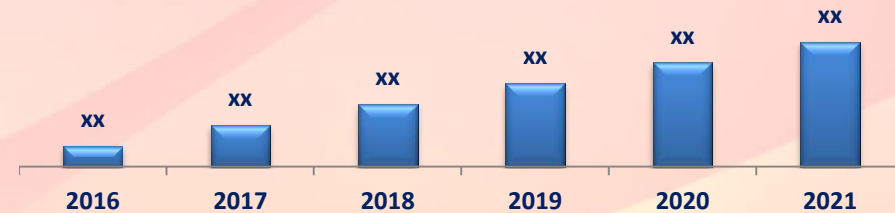
Sis Prosegur, SIS India, and Logicash, etc.

Global Cash Logistics Market

Figure 1: Global Cash Logistics Market Size, By Value, Historic 2011-2015 (USD Billion)



Figure 5: Global Cash Logistics Market Size, By Value, Forecast 2016E-2021F (USD Billion)



Source : Azoth Analytics Estimates

Figure 6: Global Cash in Transit Market Size, By Value, Historic 2011-2015 (USD Billion)



Figure 7: Global Cash-In-Transit Market Size, By Value, Forecast 2016E-2021F (USD Billion)

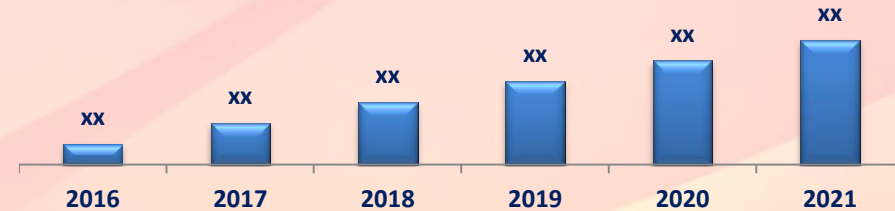


Global Cash Logistics Market

Figure 8: Global Cash Management Market Size, By Value, Historic 2011-2015 (USD Billion)



Figure 9: Global Cash Management Market Size, By Value, Forecast 2016E-2021F (USD Billion)



Source : Azoth Analytics Estimates

Figure 10: North America Cash Logistics Market Size, By Value, Historic 2011-2015 (USD Billion)



Figure 15: North America Cash logistics Market Size, By Value, Forecast 2016E-2021F (USD Billion)



Global Cash Logistics Market

Figure 16: North America Market Share, By segment 2015(%)

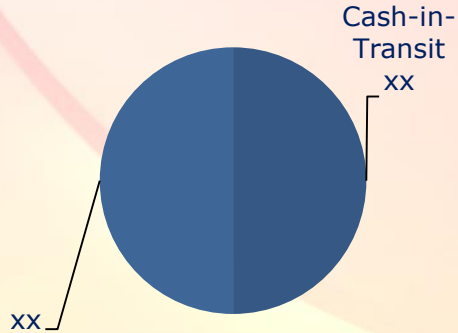
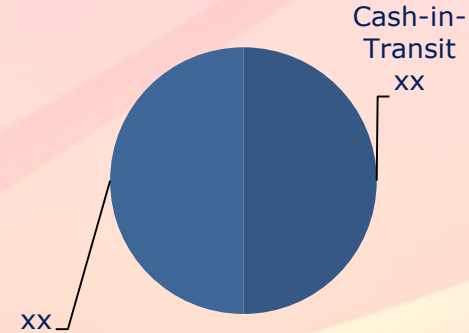


Figure 17: North America Market Share, By segment 2021(%)



Source : Azoth Analytics Estimates

Figure 22: Europe Cash Logistics Market Size, By Value, Historic 2011-2015 (USD Billion)

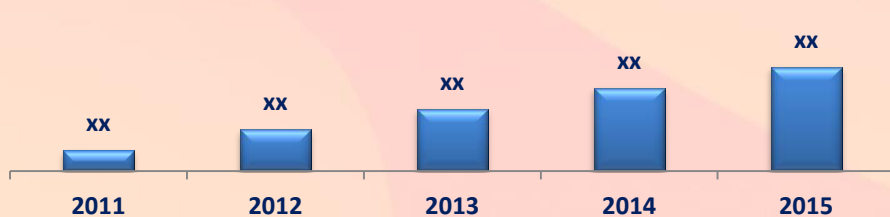


Figure 25: Europe Cash logistics Market Size, By Value, Forecast 2016E-2021F (USD Billion)



Global Cash Logistics Market

Figure 26: Europe Market Share, By segment

2015(%)

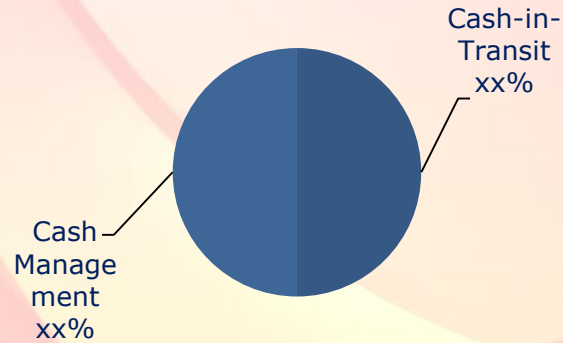
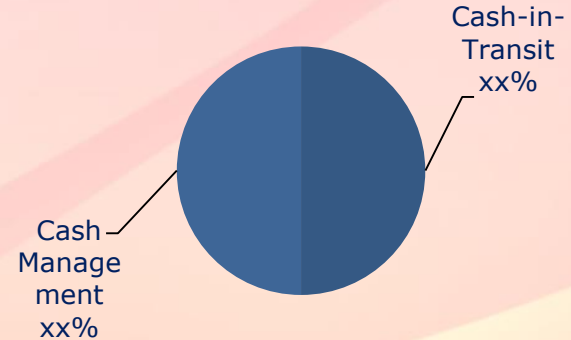


Figure 27: Europe Market Share, By segment

2021(%)



Source : Azoth Analytics Estimates

Figure 32: APAC Cash Logistics Market Size, By Value, Historic 2011-2015 (USD Billion)

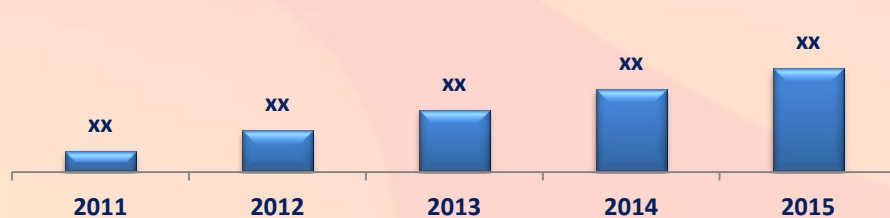


Figure 35: APAC Cash logistics Market Size, By Value, Forecast 2016E-2021F (USD Billion)



Global Cash Logistics Market

Figure 36: APAC Market Share, By segment 2015(%)

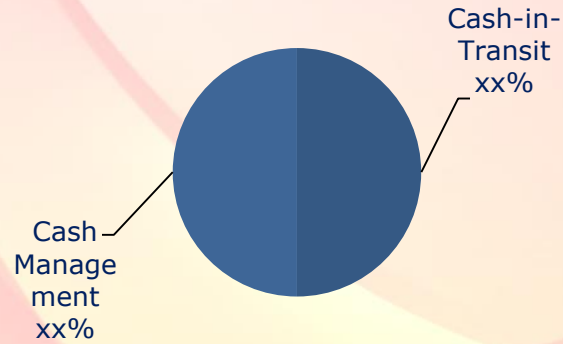
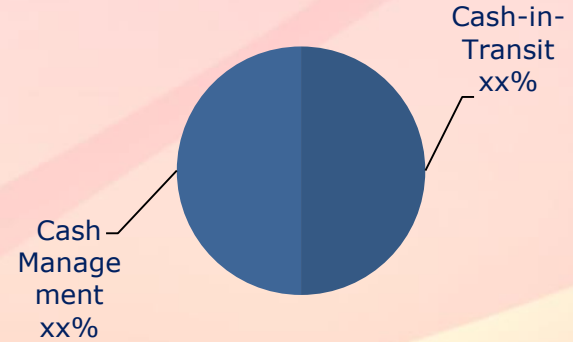


Figure 37: APAC Market Share, By segment 2021(%)



Source : Azoth Analytics Estimates

Figure 44: ROW Cash Logistics Market Size, By Value, Historic 2011-2015 (USD Billion)

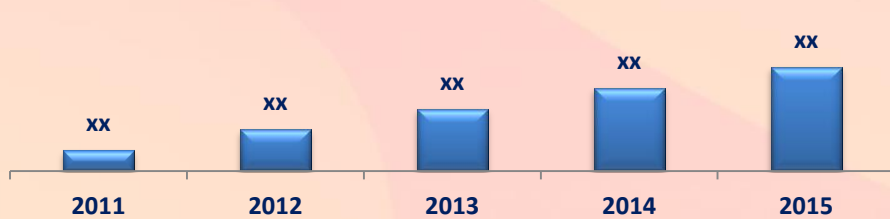


Figure 45: ROW Cash logistics Market Size, By Value, Forecast 2016E-2021F (USD Billion)



About Azoth Analytics Pvt Ltd.

Azoth Analytics creates in-depth research reports by recording, interpreting and analyzing information through primary and secondary research. Our strategic market sizing and data dredging techniques include secondary research, interviews with key market players and industry experts and use of industry specific statistical tools which helps in designing and planning effective research for our global and local clients. We provide customized market research reports revealing the hidden truths on different verticals like pharmaceutical, oil and gas, retail, telecommunications, real estate, logistics, energy, healthcare, technology, FMCG, food & beverages and media sectors .

Disclaimer: *Azoth Analytics report information is based mainly on interviews and therefore, is subject to fluctuation. Azoth Analytics therefore, takes no responsibility for any incorrect information supplied to us by industry experts, manufacturers or users. Azoth does not warranty the completeness of the information and data. Also, analysis provided in the report are meant for customers' internal use only and not for general publication or disclosure to third parties.*