



Global ATM Market – Insights and Analysis: Growth, Penetration and Demand Forecast to 2021

- **ATMs – By Value & Volume – Actual & Forecast: By Region & Country**
- **By Region-North America, Europe, APAC**
- **By Country – USA, Canada, UK, China, India**
- **Bitcoin ATMs**
- **Company Analysis**
- **Strategic Recommendations**



Scope of the Study: Global ATM Market

Coverage By Region

- Global Market
- Europe
- Asia Pacific
- North America

Coverage By Country

- United States
- Canada
- United Kingdom
- China
- India
- Mexico

Research Methodology

Research Definition

- The Global ATM Report comprises of the study of various aspects of Global ATM Market and forecast until 2021. The ATM market has been segmented on regional basis and country analysis. The report is based only on the ATM Machines . The auxiliary services like the maintenance, software solutions, etc. are not being considered for the calculation in the report.

Data Analysis and Interpretation

- Our historic market trend has been figured out by various paid databases which was further triangulated with inputs and insights from industry experts, companies and stakeholders, through primary research(Business Development Managers and Marketing Heads). Back-of-the-Envelope calculation for the market estimation has been made through proper understanding of the market as well as future business strategies of the companies operating in the market.

Azoth Analytics has conducted quantitative as well as qualitative research to gather market insights such as market sizing, market segmentation, recent trends and developments and competitive landscape. Our team has conducted extensive primary surveys by reaching out industry experts across the value chain of the ATM Market.

For Forecasting purpose we have accessed some of the paid databases such as Bloomberg, Reuters, Factiva, Hoovers etc.

Companies Interviewed

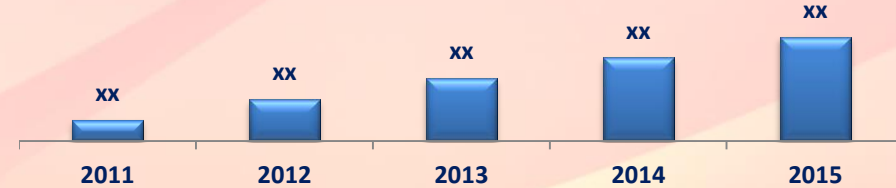
Diebold, NCR, Hitachi, Hyongsong, Wincor Nixdorf Aktiengesellschaft, etc.

Global ATM Market

Figure1: Global ATM Market Size, By Value, 2011-2015(USD Billion)



Figure2: Global ATM Market Size, By No. Of ATM Machines, 2011-2015(Million Units)



Source : Azoth Analytics Estimates

Figure 5: North America ATM Market Size, By Value, 2011-2015(USD Billion)



Figure6: North America ATM Market Size, By No. of ATM Machines, 2011-2015(100,000 Units)



Global ATM Market

Figure 9: USA ATM Market Size, By Value, 2011-2015(USD Billion)



Figure10: USA ATM Market Size, By No. of ATM Machines, 2011-2015(100,000 Units)



Source : Azoth Analytics Estimates

Figure37: APAC ATM Market Size, By Value, 2011-2015(USD Billion)



Figure38: APAC ATM Market Size, By No. of ATM Machines, 2011-2015(100,000 Units)

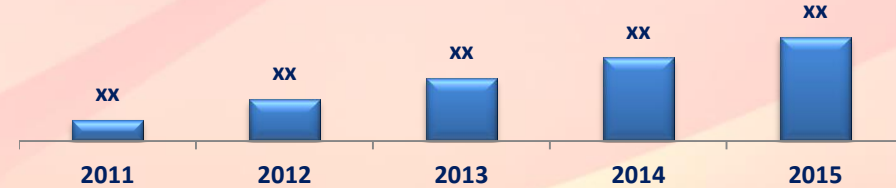


Global ATM Market

Figure 41: China ATM Market Size, By Value, 2011-2015(USD Billion)



Figure 42: China ATM Market Size, By No. of ATM Machines, 2011-2015(100,000 Units)



Source : Azoth Analytics Estimates

Figure46: India ATM Market Size, By Value, 2011-2015(USD Billion)

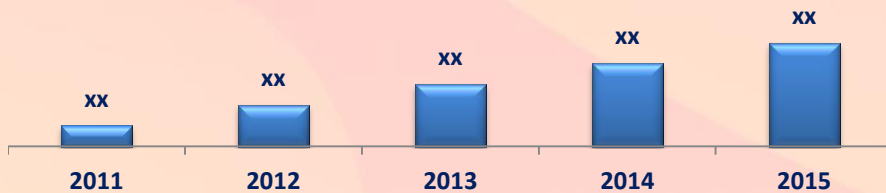
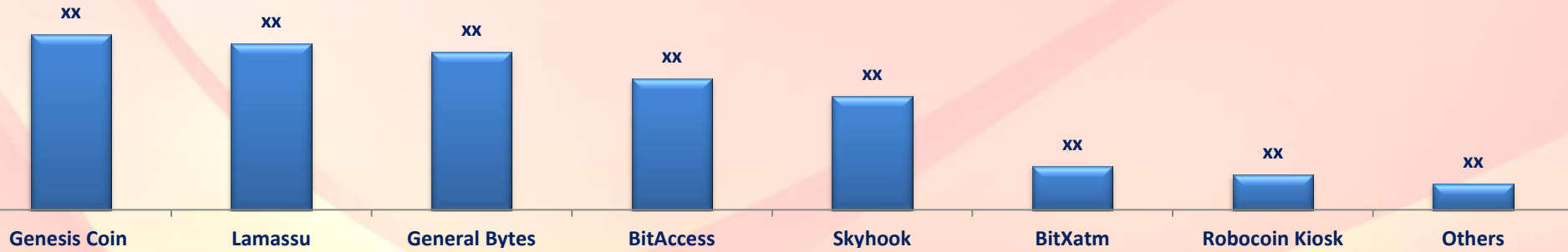


Figure 47: India ATM Market Size, By No. Of ATM Machines, 2011-2015(100,000 Units)



Global ATM Market

Figure 54: Number of Bitcoin ATMs installed (By Manufacturing Company)



Source : Azoth Analytics Estimates

About Azoth Analytics Pvt Ltd.

Azoth Analytics creates in-depth research reports by recording, interpreting and analyzing information through primary and secondary research. Our strategic market sizing and data dredging techniques include secondary research, interviews with key market players and industry experts and use of industry specific statistical tools which helps in designing and planning effective research for our global and local clients. We provide customized market research reports revealing the hidden truths on different verticals like pharmaceutical, oil and gas, retail, telecommunications, real estate, logistics, energy, healthcare, technology, FMCG, food & beverages and media sectors .

Related Reports

**1. Global Board Portal Market – Insights and Analysis: Technology, Sizing, Growth and Demand Forecasts to 2021
(By Value, By Number of Users, By Market Penetration, By Delivery Models, By Industry Verticals, By Region, Key Players, Recommendations)**

Disclaimer: *Azoth Analytics report information is based mainly on interviews and therefore, is subject to fluctuation. Azoth Analytics therefore, takes no responsibility for any incorrect information supplied to us by industry experts, manufacturers or users. Azoth does not warranty the completeness of the information and data. Also, analysis provided in the report are meant for customers' internal use only and not for general publication or disclosure to third parties.*