

Global Insulin Pump Market: Analysis By Type (Tethered, Untethered), By End User (Type I Diabetic, Type II Diabetic), By Region, By Country: Opportunities and Forecast (2012-2022)

- By Type - Tethered Insulin Pumps and Untethered Insulin Pumps
- By End User - Type I Diabetic and Type II Diabetic
- By Region - North America, Europe, Asia Pacific, Middle East & Africa and Rest of the World
- By Country - U.S, Canada, Germany, France, Japan, China, India, UAE and Saudi Arabia



Global Insulin Pump Market: Analysis By Type (Tethered, Untethered), By End User (Type I Diabetic, Type II Diabetic), By Region, By Country: Opportunities and Forecast (2012-2022) - By Region (North America, Europe, APAC, MEA, ROW); By Country (U.S., Canada, Germany, France, China, Japan, India, UAE, Saudi Arabia)

<input type="checkbox"/> Scope of the Study	Global Coverage	Segment Coverage	<input type="checkbox"/> Region (North America, Europe, APAC, MEA and ROW) <input type="checkbox"/> Country (U.S, Canada, Germany, France, China, Japan, India, UAE and Saudi Arabia)
	<input type="checkbox"/> Regional Coverage	<input type="checkbox"/> By Type	
	<input type="checkbox"/> Country Coverage	<input type="checkbox"/> By End User	

Global Coverage

Global Insulin Pumps Market – By Value (2012-22)

Breakdown-By Type (2012-2022)

- Tethered Insulin Pumps
- Untethered Insulin Pumps

Breakdown-By End User (2012-2022)

- Type I Diabetic
- Type II Diabetic

Regional Coverage

- North America
- Europe
- APAC
- Middle East and Africa
- ROW

- Insulin Pumps Market- By Value (2012-2022)
- Insulin Pumps Market- By Type, By Value (2012-2022)
- Insulin Pumps Market- By End User, By Value (2012-2022)

Country Coverage

- U.S
- Canada
- Germany
- France
- China
- Japan
- India
- UAE
- Saudi Arabia

- Insulin Pumps Market- By Value (2012-2022)
- Insulin Pumps Market- By Type, By Value (2012-2022)
- Insulin Pumps Market- By End User, By Value (2012-2022)

Company Coverage

- Insulet Corporation
- Medtronic, Inc.
- Tandem Diabetes Care
- Animas Corporation
- Cellnovo
- SOOIL Development Company
- MicroPort Scientific Corporation
- Valeritas, Inc.

- Product Benchmarking
 - Sales*
 - Business Overview
 - Product Launches & Recent Approvals
 - Pricing Analysis
 - Merger & Acquisition
- *for listed Companies

Table of Content

S.No	Particulars	Page No.
1.	Research Methodology	21
2.	Executive Summary	22
3.	Strategic Recommendation	23
3.1	Gradual transition towards patch pump based insulin pump therapy	24
3.2	Asia Pacific is anticipated to become one of the fastest growing region in Insulin Pumps Market	25
4.	Insulin Pumps Outlook	26
5.	Global Insulin Pumps Market: Growth and Forecast	44
5.1	By Value (2012-2016)	45
5.2	By Value (2017-2022)	46
6.	Global Insulin Pumps Market-Segmental Analysis	55
6.1	Global Insulin Pumps Market Size, By Type: Breakdown (%)	56
6.1.1	Global Insulin Pumps Market Size, By Type, 2016 (%)	57

Table of Content

S. No	Particulars	Page No.
	6.1.2 Global Insulin Pumps Market Size, By Type, 2022 (%)	58
6.2	Global Tethered Insulin Pumps Market: Growth and Forecast	59
	6.2.1 By Value (2012-2016)	59
	6.2.2 By Value (2017-2022)	59
6.3	Global Untethered Insulin Pumps Market: Growth and Forecast	60
	6.3.1 By Value (2012-2016)	60
	6.3.2 By Value (2017-2022)	60
6.4	Global Insulin Pumps Market Size, By End User: Breakdown (%)	61
	6.4.1 Global Insulin Pumps Market Size, By End User, 2016 (%)	62
	6.4.2 Global Insulin Pumps Market Size, By End User, 2022 (%)	63
6.5	Global Insulin Pumps Market for Type I Diabetic: Growth and Forecast	64

Table of Content

S. No	Particulars	Page No.
6.5.1	By Value (2012-2016)	64
6.5.2	By Value (2017-2022)	64
6.6	Global Insulin Pumps Market for Type II Diabetic: Growth and Forecast	65
6.6.1	By Value (2012-2016)	65
6.6.2	By Value (2017-2022)	65
7.	Global Insulin Pumps Market-Regional Analysis	66
7.1	Global Insulin Pumps Market Size, By Region: Breakdown (%)	66
7.1.1	Global Insulin Pumps Market Size, By Region, 2016 (%)	67
7.1.2	Global Insulin Pumps Market Size, By Region, 2022 (%)	68
7.2	North America Insulin Pumps Market: Growth and Forecast	69
7.2.1	By Value (2012-2016)	70

Table of Content

S. No	Particulars	Page No.
7.2.2	By Value (2017-2022)	71
7.2.3	By Type, By Value (2012-2022)	76
7.2.4	By End User, By Value (2012-2022)	77
7.3	North America Insulin Pumps Market: Country Analysis (U.S and Canada)	78
7.3.1	U.S Insulin Pumps Market, By Value (2012-2022)	80
7.3.2	U.S Insulin Pumps Market, By Type, By Value (2012-2022)	81
7.3.3	U.S Insulin Pumps Market, By End User, By Value (2012-2022)	82
7.3.4	Canada Insulin Pumps Market, By Value (2012-2022)	84
7.3.5	Canada Insulin Pumps Market, By Type, By Value (2012-2022)	85
7.3.6	Canada Insulin Pumps Market, By End User, By Value (2012-2022)	86
7.4	Europe Insulin Pumps Market: Growth and Forecast	88
7.4.1	By Value (2012-2016)	89

Table of Content

S. No	Particulars	Page No.
	7.4.2 By Value (2017-2022)	90
	7.4.3 By Type, By Value (2012-2022)	97
	7.4.4 By End User, By Value (2012-2022)	98
7.5	Europe Insulin Pumps Market: Country Analysis (Germany and France)	99
	7.5.1 Germany Insulin Pumps Market, By Value (2012-2022)	101
	7.5.2 Germany Insulin Pumps Market, By Type, By Value (2012-2022)	102
	7.5.3 Germany Insulin Pumps Market, By End User, By Value (2012-2022)	103
	7.5.4 France Insulin Pumps Market, By Value (2012-2022)	105
	7.5.5 France Insulin Pumps Market, By Type, By Value (2012-2022)	106
	7.5.6 France Insulin Pumps Market, By End User, By Value (2012-2022)	107
7.6	APAC Insulin Pumps Market: Growth and Forecast	109
	7.6.1 By Value (2012-2016)	110

Table of Content

S. No	Particulars	Page No.
7.6.2	By Value (2017-2022)	111
7.6.3	By Type, By Value (2012-2022)	117
7.6.4	By End User, By Value (2012-2022)	118
7.7	APAC Insulin Pumps Market: Country Analysis (China, Japan and India)	119
7.7.1	China Insulin Pumps Market, By Value (2012-2022)	121
7.7.2	China Insulin Pumps Market, By Type, By Value (2012-2022)	122
7.7.3	China Insulin Pumps Market, By End User, By Value (2012-2022)	123
7.7.4	Japan Insulin Pumps Market, By Value (2012-2022)	125
7.7.5	Japan Insulin Pumps Market, By Type, By Value (2012-2022)	126
7.7.6	Japan Insulin Pumps Market, By End User, By Value (2012-2022)	127
7.7.7	India Insulin Pumps Market, By Value (2012-2022)	129
7.7.8	India Insulin Pumps Market, By End User, By Value (2012-2022)	130

Table of Content

S. No	Particulars	Page No.
7.8	Middle East and Africa Insulin Pumps Market: Growth and Forecast	132
7.8.1	By Value (2012-2016)	133
7.8.2	By Value (2017-2022)	134
7.8.3	By Type, By Value (2012-2022)	138
7.8.4	By End User, By Value (2012-2022)	139
7.9	Middle East and Africa Insulin Pumps Market: Country Analysis (Saudi Arabia and UAE)	140
7.9.1	Saudi Arabia Insulin Pumps Market, By Value (2012-2022)	142
7.9.2	Saudi Arabia Insulin Pumps Market, By Type, By Value (2012-2022)	143
7.9.3	Saudi Arabia Insulin Pumps Market, By End User, By Value (2012-2022)	144
7.9.4	UAE Insulin Pumps Market, By Value (2012-2022)	146
7.9.5	UAE Insulin Pumps Market, By Type, By Value (2012-2022)	147

Table of Content

S. No	Particulars	Page No.
7.9.6	UAE Insulin Pumps Market, By End User, By Value (2012-2022)	148
7.10	ROW Insulin Pumps Market: Growth and Forecast	150
7.10.1	By Value (2012-2016)	151
7.10.2	By Value (2017-2022)	152
7.10.3	By Type, By Value (2012-2022)	154
7.10.4	By End User, By Value (2012-2022)	155
8.	Global Insulin Pumps Market Dynamics	156
8.1	Global Insulin Pumps Market Drivers	157
8.2	Global Insulin Pumps Market Restraints	162
9.	Market Trends	165
10.	Porter Five Force Analysis	169

Table of Content

S. No	Particulars	Page No.
11.	SWOT Analysis	171
12.	Supply Chain Analysis	173
13.	Pricing Analysis	175
14.	Competitive Landscape	178
14.1	Company Share Analysis of Key Industry Players	179
14.2	Recent Product Approvals of Key Industry Players	181
14.3	Product Pipeline	182
14.4	Product Specifications	184
14.5	Product Benchmarking of Key Industry Players	186
14.6	Brand Preference Analysis	188
15.	Policy and Regulatory Landscape	191

Table of Content

S. No	Particulars	Page No.
16.	Company Profiling	201
16.1	Insulet Corporation	202
16.2	Medtronic, Inc.	206
16.3	Tandem Diabetes Care	211
16.4	Animas Corporation	214
16.5	Cellnovo	217
16.6	SOOIL Development Company	220
16.7	MicroPort Scientific Corporation	222
16.8	Valeritas, Inc.	225
17.	About Us	228

List of Figures

Figure No.	Figure Title	Page No.
Figure 1:	Insulin Pumps Flowchart	36
Figure 2:	Global Insulin Pumps Market Size, By Value, 2012-2016 (USD Billion)	45
Figure 3:	Global Insulin Pumps Market Size, By Value, Forecast, 2017-2022 (USD Billion)	46
Figure 4:	Global Health Spending to treat diabetes (USD Billion)	47
Figure 5:	Global Diabetic Population, By Region, 2015 (Billion)	47
Figure 6:	Global Population Ages 65 and Above, 2012-2015 (% of Total)	48
Figure 7:	Global Cases of Diabetes (Million)	48
Figure 8:	Medical Tourism Index, By Region and Top Destinations	49
Figure 9:	Medical Tourism Market Drivers	49
Figure 10:	Global Health Expenditure, By Select Countries, 2012-2014 (% of GDP)	50
Figure 11:	Diabetes in Urban Areas Vs. Diabetes in Rural Areas (Million)	52
Figure 12:	Estimated number of people with diabetes worldwide and per region in 2015 and 2040 (20-79 years)	52
Figure 13:	Global Insulin Pumps Market Size, By Type, 2016 (%)	57
Figure 14:	Global Insulin Pumps Market Size, By Type, 2022 (%)	58
Figure 15:	Global Tethered Insulin Pumps Market, By Value, 2012-2016 (USD Billion)	59
Figure 16:	Global Tethered Insulin Pumps Market, By Value, Forecast, 2017-2022(USD Billion)	59
Figure 17:	Global Untethered Insulin Pumps Market, By Value, 2012-2016 (USD Billion)	60
Figure 18:	Global Untethered Insulin Pumps Market, By Value, Forecast, 2017-2022(USD Billion)	60
Figure 19:	Global Insulin Pumps Market Size, By End User, 2016 (%)	62

List of Figures

Figure No.	Figure Title	Page No.
Figure 20:	Global Insulin Pumps Market Size, By End User, 2022 (%)	63
Figure 21:	Global Insulin Pumps Market for Type I Diabetic, By Value, 2012-2016 (USD Billion)	64
Figure 22:	Global Insulin Pumps Market for Type I Diabetic, By Value, Forecast, 2017-2022(USD Billion)	64
Figure 23:	Global Insulin Pumps Market for Type II Diabetic, By Value, 2012-2016 (USD Billion)	65
Figure 24:	Global Insulin Pumps Market for Type II Diabetic, By Value, Forecast, 2017-2022 (USD Billion)	65
Figure 25:	Global Insulin Pumps Market Size, By Region, 2016 (%)	67
Figure 26:	Global Insulin Pumps Market Size, By Region, 2022 (%)	68
Figure 27:	North America Insulin Pumps Market, By Value, 2012-2016 (USD Billion)	70
Figure 28:	North America Insulin Pumps Market, By Value, Forecast, 2017-2022 (USD Billion)	71
Figure 29:	Diabetes prevalence, By Select Countries, 2015 (% of population ages 20 to 79)	72
Figure 30:	North America GDP, 2012-2015 (USD Trillion)	72
Figure 31:	North America Diabetic Population Growth (Billion)	74
Figure 32:	North America Population Ages 65 and above, 2012-2015 (% of Total)	74
Figure 33:	North America Insulin Pumps Market: By Type, By Value, 2012-2022 (USD Billion)	76
Figure 34:	North America Insulin Pumps Market: By End User, By Value, 2012-2022 (USD Billion)	77
Figure 35:	U.S. Insulin Pumps Market Size, By Value, 2012-2022 (USD Billion)	80
Figure 36:	U.S Insulin Pumps Market: By Type, By Value, 2012-2022 (USD Billion)	81
Figure 37:	Insulin Pumps Market: By End User, By Value, 2012-2022 (USD Billion)	82
Figure 38:	Canada Insulin Pumps Market Size, By Value, 2012-2022 (USD Billion)	84
Figure 39:	Canada Insulin Pumps Market: By Type, By Value, 2012-2022 (USD Billion)	85

List of Figures

Figure No.	Figure Title	Page No.
Figure 40:	Canada Insulin Pumps Market: By End User, By Value, 2012-2022 (USD Billion)	86
Figure 41:	North America Insulin Pumps Market, Country Share, 2012-2016 (% of Total)	87
Figure 42:	North America Insulin Pumps Market, Country Share, 2017E-2022F (% of Total)	87
Figure 43:	Europe Insulin Pumps Market, By Value, 2012-2016 (USD Billion)	89
Figure 44:	Europe Insulin Pumps Market, By Value, Forecast, 2017-2022 (USD Billion)	90
Figure 45:	Total Healthcare Expenditure, By Select Countries, 2014 (% of GDP)	95
Figure 46:	Europe Population Ages 65 and above, By Select Countries, 2015 (% of Total)	95
Figure 47:	Europe Insulin Pumps Market: By Type, By Value, 2012-2022 (USD Billion)	97
Figure 48:	Europe Insulin Pumps Market: By End User, By Value, 2012-2022 (USD Billion)	98
Figure 49:	Germany Insulin Pumps Market Size, By Value, 2012-2022 (USD Billion)	101
Figure 50:	Germany Insulin Pumps Market: By Type, By Value, 2012-2022 (USD Billion)	102
Figure 51:	Germany Insulin Pumps Market: By End User, By Value, 2012-2022 (USD Billion)	103
Figure 52:	France Insulin Pumps Market Size, By Value, 2012-2022 (USD Billion)	105
Figure 53:	France Insulin Pumps Market: By Sensor Type, By Value, 2012-2022 (USD Billion)	106
Figure 54:	France Insulin Pumps Market: By End User, By Value, 2012-2022 (USD Billion)	107
Figure 55:	Europe Insulin Pumps Market, Country Share, 2012-2016 (% of Total)	108
Figure 56:	Europe Insulin Pumps Market, Country Share, 2017E-2022F (% of Total)	108
Figure 57:	APAC Insulin Pumps Market, By Value, 2012-2016 (USD Billion)	110
Figure 58:	APAC Insulin Pumps Market, By Value, Forecast, 2017-2022 (USD Billion)	111
Figure 59:	APAC Healthcare Expenditure, By Select Countries, 2014 (% of GDP)	112
Figure 60:	Diabetes Prevalence, By Select Countries, 2015 (% of population ages 20 to 79)	113

List of Figures

Figure No.	Figure Title	Page No.
Figure 61:	Population ages 65 and above, By Select Countries, 2015 (% of total)	113
Figure 62:	APAC Insulin Pumps Market: By Type, By Value, 2012-2022 (USD Billion)	117
Figure 63:	APAC Insulin Pumps Market: By End User, By Value, 2012-2022 (USD Billion)	118
Figure 64:	China Insulin Pumps Market Size, By Value, 2012-2022 (USD Billion)	121
Figure 65:	China Insulin Pumps Market: By Type, By Value, 2012-2022 (USD Billion)	122
Figure 66:	China Insulin Pumps Market: By End User, By Value, 2012-2022 (USD Billion)	123
Figure 67:	Japan Insulin Pumps Market Size, By Value, 2012-2022 (USD Billion)	125
Figure 68:	Japan Insulin Pumps Market: By Type, By Value, 2012-2022 (USD Billion)	126
Figure 69:	Japan Insulin Pumps Market: By End User, By Value, 2012-2022 (USD Billion)	127
Figure 70:	India Insulin Pumps Market Size, By Value, 2012-2022 (USD Billion)	129
Figure 71:	India Insulin Pumps Market: By End User, By Value, 2012-2022 (USD Billion)	130
Figure 72:	APAC Insulin Pumps Market, Country Share, 2012-2016 (% of Total)	131
Figure 73:	APAC Insulin Pumps Market, Country Share, 2017E-2022F (% of Total)	131
Figure 74:	MEA Insulin Pumps Market, By Value, 2012-2016 (USD Billion)	133
Figure 75:	MEA Insulin Pumps Market, By Value, Forecast, 2017-2022 (USD Billion)	134
Figure 76:	Diabetes prevalence, By Select Countries, 2015 (% of population ages 20 to 79)	135
Figure 77:	Population ages 65 and above, By Select Countries, 2015 (% of total)	135
Figure 78:	MEA Insulin Pumps Market: By Type, By Value, 2012-2022 (USD Billion)	138
Figure 79:	MEA Insulin Pumps Market: By End User, By Value, 2012-2022 (USD Billion)	139
Figure 80:	Saudi Arabia Insulin Pumps Market Size, By Value, 2012-2022 (USD Billion)	142

List of Figures

Figure No.	Figure Title	Page No.
Figure 81:	Saudi Arabia Insulin Pumps Market: By Type, By Value, 2012-2022 (USD Billion)	143
Figure 82:	Saudi Arabia Insulin Pumps Market: By End User, By Value, 2012-2022 (USD Billion)	144
Figure 83:	UAE Insulin Pumps Market Size, By Value, 2012-2022 (USD Billion)	146
Figure 84:	UAE Insulin Pumps Market: By Type, By Value, 2012-2022 (USD Billion)	147
Figure 85:	UAE Insulin Pumps Market: By End User, By Value, 2012-2022 (USD Billion)	148
Figure 86:	MEA Insulin Pumps Market, Country Share, 2012-2016 (% of Total)	149
Figure 87:	MEA Insulin Pumps Market, Country Share, 2017E-2022F (% of Total)	149
Figure 88:	ROW Insulin Pumps Market, By Value, 2012-2016 (USD Billion)	151
Figure 89:	ROW Insulin Pumps Market, By Value, Forecast, 2017-2022 (USD Billion)	152
Figure 90:	ROW Insulin Pumps Market: By Type, By Value, 2012-2022 (USD Billion)	154
Figure 91:	ROW Insulin Pumps Market: By End User, By Value, 2012-2022 (USD Billion)	155
Figure 92:	Global Insulin Pumps Market Size, By Company Share, 2016 (%)	179
Figure 93:	U.S Insulin Pumps Market, By Brand, 2016 (%)	188
Figure 94:	U.S Insulin Pumps Market, Pediatric Preference, By Product 2016 (%)	189
Figure 95:	U.S Insulin Pumps Market, Adult Preference, By Product 2016 (%)	190
Figure 96:	Insulet Corporation Revenues, 2012-2015 (USD Million)	205
Figure 97:	Insulet Corporation Revenues, Distributor Vs. Direct, 2015 (% of total revenue)	205
Figure 98:	Insulet Corporation Revenue Split, 2015 (%)	205
Figure 99:	Medtronic, Inc., Net Sales, 2012-2016 (USD Billion)	208
Figure 100:	Medtronic, Inc., Net Sales, By Segment, 2016 (%)	208

List of Figures

Figure No.	Figure Title	Page No.
Figure 101:	Medtronic, Inc., Net Sales, By Region, 2016 (%)	208
Figure 102:	Medtronic, Inc., Diabetes Group Sales, 2012-2016 (USD Billion)	209
Figure 103:	Medtronic, Inc., Product Group Sales Trend, 2015-2016 (USD Billion)	210
Figure 104:	Tandem Diabetes Care Sales, 2012-2016 (USD Million)	213
Figure 105:	Tandem Diabetes Care Sales, By Segment, 2016 (%)	213
Figure 106:	Johnson and Johnson Diabetes Care Segment, Sales, 2012-2016 (USD Billion)	216
Figure 107:	Cellnovo, Revenues, 2012-2016 (USD Billion)	219
Figure 108:	MicroPort Scientific Corporation, Sales, 2012-2016 (USD Million)	224
Figure 109:	MicroPort Scientific Corporation, By Segment, 2016 (%)	224
Figure 110:	MicroPort Scientific Corporation, By Region, 2016 (%)	224
Figure 111:	Valeritas, Inc., Net Sales, 2012-2016 (USD Million)	227

List of Tables

Table No.	Table Title	Page No.
Table A:	List of Abbreviations	27
Table B:	Diabetes, Key Facts	35
Table C:	Insulin Pump Features in Common	37
Table D:	Diabetic Diagnostic Criteria – Standards for Medical Care in Diabetes	38
Table E:	Multiple Daily Injection (MDI) Therapy, Advantages & Disadvantages	39
Table F:	Insulin Pump Therapy, Advantages & Disadvantages	40
Table G:	Clinical Indications for Insulin Pump Use	41
Table H:	Considerations in Selection of Therapies	42
Table I:	Proportion and number of people (20-79 years) living with diabetes who are undiagnosed, 2015	51
Table J:	Recent Company Acquisitions In Insulin Pumps Industry	54
Table K:	North America and Caribbean regional markers: Historic and Forecast	73
Table L:	Europe regional markers: Historic and Forecast	93
Table M:	Financial incentives in European Health Systems	94
Table N:	South-East Asia regional markers: Historic and Forecast	114
Table O:	Western-Pacific regional markers: Historic and Forecast	115
Table P:	Middle East and North Africa regional markers: Historic and Forecast	136
Table Q:	Pricing Analysis of Tethered Insulin Pumps	176

List of Tables

Table No.	Table Title	Page No.
Table R:	Pricing Analysis of Untethered Insulin Pumps	177
Table S:	Insulin Pumps- Recent Product Approvals By Company	181
Table T:	Product Pipeline of Key Industry Players	182
Table U:	Product Pipeline of Key Industry Players	183
Table V:	Insulin Pumps, Product Specifications, By Select Company	184
Table W:	Insulin Pumps, Product Specifications, By Select Company	185
Table X:	Product Benchmarking of Key Industry Players, By Type	186
Table Y:	Product Benchmarking of Key Industry Players, By Type	187

Research Methodology

For our study on Global Water Pipeline Leak Detection System Market, we have conducted comprehensive secondary research followed by an extensive primary research. In the process of secondary research, we have scrutinized industry documents, accessed from open sources, premium paid databases (Bloomberg, Thomson Reuters, Factiva) and our internal knowledge base. In the process of primary research, we have interviewed various industry experts across the value chain of the Leak Detection Equipment and Inspection Industry.

Market size of the actual period (2012-2016) has been evaluated on the basis of growth trends of the industry in the last five years, and confirming the findings through primary research. Annual reports of the companies are scanned to further validate the market size and to estimate the size of various other applications. Market sizing and growth in the forecast period (2017-2022) is estimated through revenue and product mapping, growth of new advance equipments and technology and historical growth pattern of the industry. All the relevant data points/statistics in the forecast period are validated through relevant and reliable primary sources.

Report Focus: Global Insulin Pumps Market

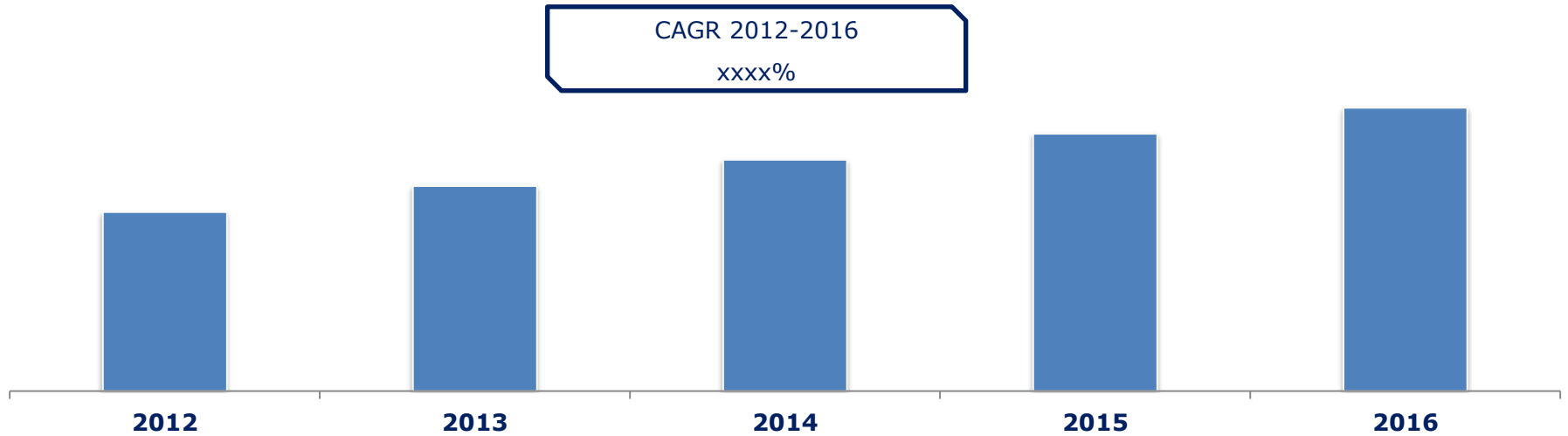
- By Type - Tethered Insulin Pumps and Untethered Insulin Pumps
- By End User - Type I Diabetic and Type II Diabetic
- By Region (North America, Europe, Asia Pacific, MEA and ROW),
- By Country (U.S., Canada, Germany, France, China, Japan, India, UAE and Saudi Arabia)
- Company Coverage (Insulet Corporation, Medtronic, Inc., Tandem Diabetes Care, MicroPort Scientific Corporation, Animas Corporation, Cellnovo, Valeritas, Inc., SOOIL)

Companies Contacted: Medtronic, Inc., Aaditya Life Support Devices Pvt. Ltd.

Global Insulin Pumps Market

Demographic shift towards geriatric population, growing healthcare population and increased expenditure in healthcare sector has been propelling the growth in the Global Insulin Pumps Market.

Figure : Global Insulin Pumps Market Size, By Value, 2012-2016 (USD Billion)



Source: Azoth Analytics Estimates

A xxxx

A xxxx

A xxxx

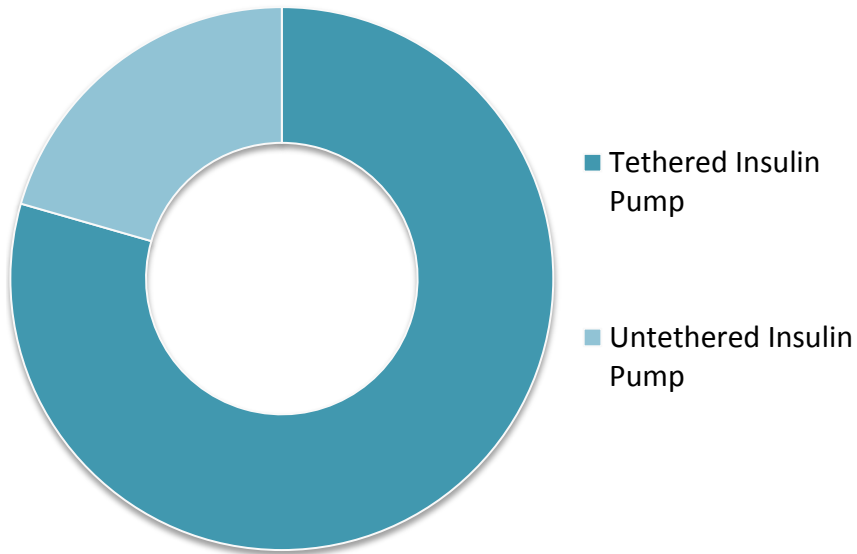
A xxxx

A xxxx

Global Insulin Pumps Market- By Type

Tethered Insulin Pumps held the major market share of approximately 79%, by value, in the year 2016.

Figure : Global Insulin Pumps Market Size, By Type, 2016 (%)



Source: Azoth Analytics Estimates

Key Drivers

Xxxx

xxxx

Xxxx

xxxx

Xxxx

xxxx

Europe Insulin Pumps Market: Country Analysis

Figure : Europe Insulin Pumps Market, Country Share, 2012-2016 (% of Total)

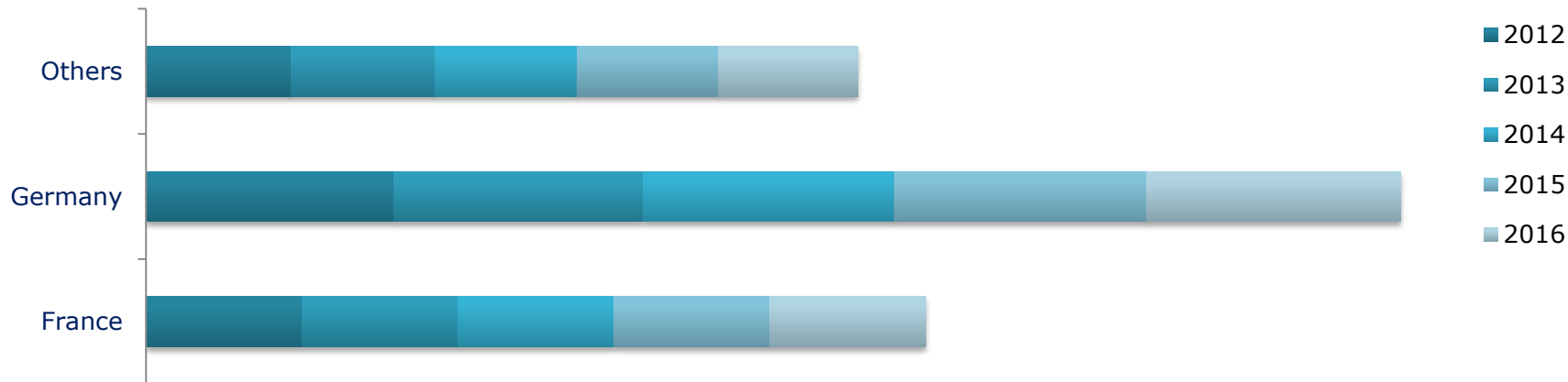
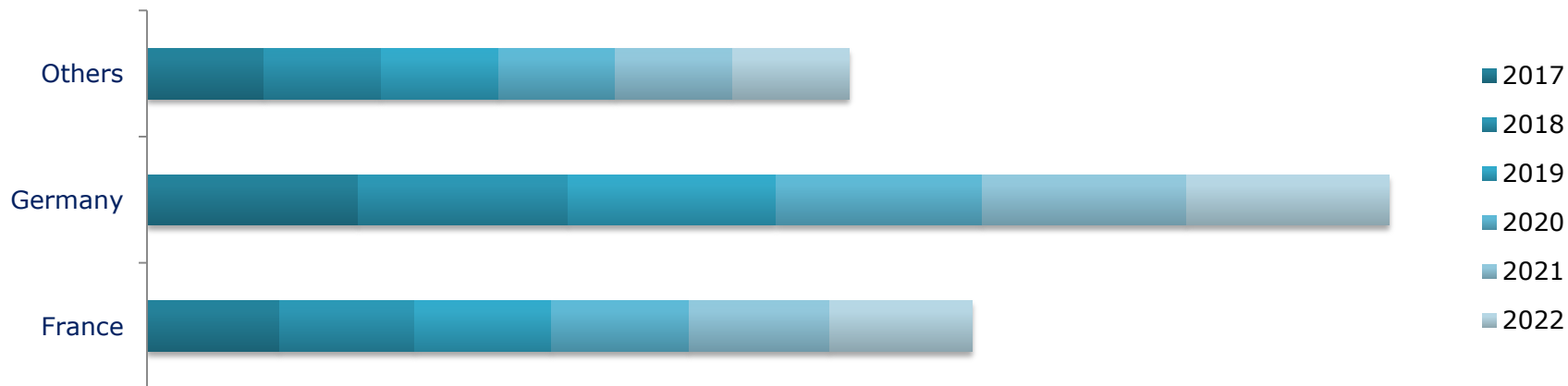


Figure : Europe Insulin Pumps Market, Country Share, 2017E-2022F (% of Total)



Source: Azoth Analytics Estimates

Middle East and Africa Insulin Pumps Market, By End User

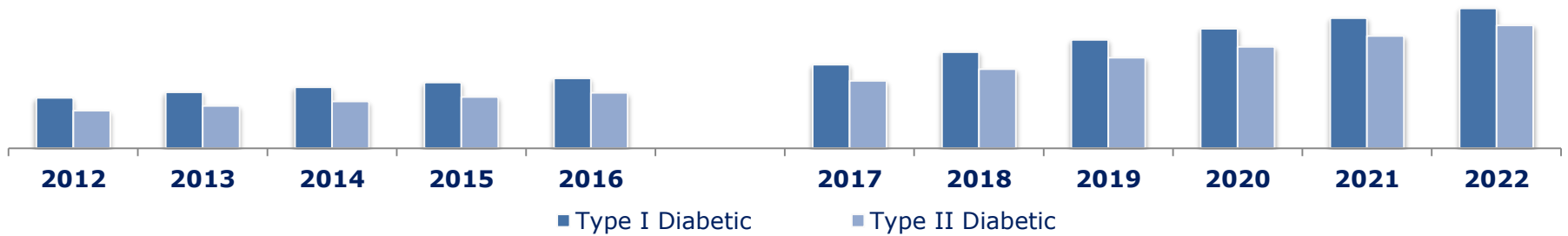
Figure : MEA Insulin Pumps Market: By End User, By Value, 2012-2022 (USD Billion)

CAGR 2012-2016

Type I Diabetic: xxxx%
Type II Diabetic: xxxx%

CAGR 2017-2022

Type I Diabetic: xxxx%
Type II Diabetic: xxxx%



	2012	2013	2014	2015	2016	2017	2018	2019	2020	2021	2022
Type I											
Type II											

Xxxx

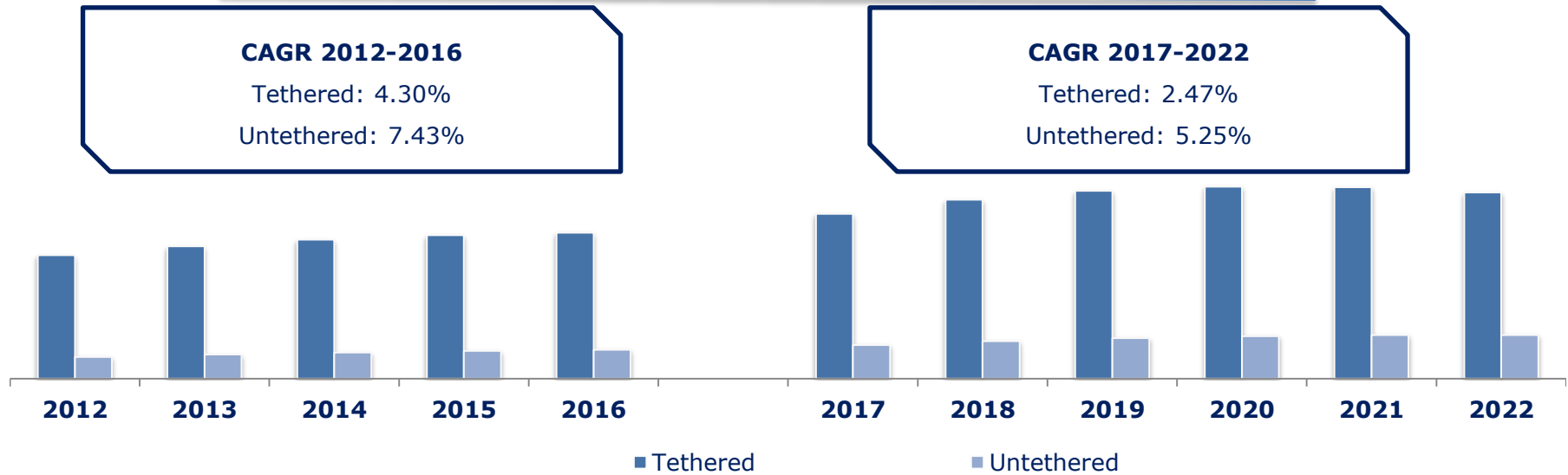
Xxxx

xxxx

Source: Azoth Analytics Estimates

ROW Insulin Pumps Market, By Type

Figure : ROW Insulin Pumps Market: By Type, By Value, 2012-2022 (USD Billion)



	2012	2013	2014	2015	2016	2017	2018	2019	2020	2021	2022
Tethered											
Untethered											

Xxxx

Xxxx

Xxxx

xxxx

Source: Azoth Analytics Estimates

Global Insulin Pumps Market- Pricing Analysis

Table : Pricing Analysis of Tethered Insulin Pumps

Market	Price Range Approximations (USD)
U.S.A	Xxxx
United Kingdom	Xxxx
France	Xxxx
Italy	Xxxx
Germany	xxxx



Sources: Company Data and Various Other Primary Sources

About Azoth Analytics Pvt Ltd.

Azoth Analytics is a business research and analytics firm that creates in-depth research reports and provides customized research solutions and consultancy services. Verticals in which Azoth Analytics specializes include healthcare and Pharmaceutical, oil and gas, retail, chemicals, automotive, FMCG, food & beverages and technology. Azoth creates comprehensive and in-depth research reports by recording, interpreting and analyzing information. Strategic market sizing and data dredging End Users include secondary research, and primary research (interviews with management personnel and industry experts).

Related Reports:

Global Glucose Monitoring Devices Market: Trends, Opportunities and Forecasts (2016-2021) -(By Devices Type: BGM - Monitors, Strips, Lancets and CGM - Monitors, Transmitters and Receivers, Sensors; By Region-North America, Latin America, Asia Pacific, Africa, Europe, Middle East; By Country- US, Canada, Brazil, Chile, South Africa, India, China, UK, Germany)

Disclaimer: *Azoth Analytics report information is based mainly on interviews and therefore, is subject to fluctuation. Azoth Analytics therefore, takes no responsibility for any incorrect information supplied to us by industry experts, manufacturers or User. Azoth does not warranty the completeness of the information and data. Also, analysis provided in the reports are meant for customers' internal use only and not for general publication or disclosure to third parties.*